



CONTENTS

● LED STAGE LIGHT	P02
LED Moving head	2
LED Par Light	6
LED Effect Light	11
LED Pixel Dot	28
LED Floor/Wall/Panel	30
LED Curtain	32
LED Shape Deco	32
● LASER LIGHT EFFECT	P34
Effect Laser Light	34
Animation Laser Light	37
Twinkling Laser Light	38
● ANOLOG STAGE LIGHT	P41
Moving Head	41
High Power DMX Scanner/ Barrer Light	47
Strobe Light	51
Effect Light For Stage, Club, Bar or Home party	53
● STAGE EFFECT & HARDWARE	P62
DMX Controller & Light Control	63
Light Stands/Hook/Case/Truss	68
Smoke/Haze/Snow/Bubble	72
Projector Screen	79



/ Moving Head Led Spot Light /

DSL3018

•MOVING HEAD LED FIRST GENERATION

Never been the LED gobo spot light
Nowdays DSL3018 is a revolution
A major breakthrough is using the new light source of moving head

•SAVE ENERGY DURABLE PROTECT ENVIRONMENT

LED source, the work life reach 50000 hours
15 wats power, reach the brightness of 150W ELC lamp

•COLOR GOBO MORE PLENTIFUL

9 gobos, mixed color

•FLEXIBLE AND CUTE

Only weight 4.5kg, height 17cm, width 25cm
Pan and tilt moving system flexible, streamlined outlook,
It will be the best penchant, no matter who you are, elderly or children,
No matter where it is, home or night marker

•CONTROL CONVINIENTLY, USE CASUALLY

DMX 512 controlling (13 DMX channels), auto-running mode
Sound active function, both single use and online
Synchronization are available
Voltage: AC220V 50Hz
Power: 50W
Transformer Parameter: input: AC220V output: 12V/65W
Light source: 15W LED (R G B in one)

- OUTLINE: 177mm X 177mm X 250mm
- PACKING: 290mm X 225mm X 260mm
- N.W: 4.5kg
- G.W: 6.2kg
- LED QUANTITY: 1pcs (R+G+B) 15W



DMX Channel	Partieular Function
Channel 1	Pan
Channel 2	Pan fine
Channel 3	Tilt
Channel 4	Tilt fine
Channel 5	Pan,tilt speed adjustment
Channel 6	Lamp on-off
Channel 7	red
Channel 8	green
Channel 9	blue
Channel 10	CMYK MACRO function
Channel 11	CMYK MACRO function speed adjustment
Channel 12	Sound Controller
Channel 13	GOBO Retation

/ Moving Head Led Wash Light /

DSL3019

•SAVE ENERGY DURABLE PROTECT ENVIRONMENT

LED source, the work life reach 50000 hours
15 wats power, reach the brightness of 150W ELC lamp

•COLOR GOBO MORE PURE AND PLENTIFUL

RGB, brightly colored, high saturation
RGB intinitely mixed color, more warm and romatic

•FLEXIBLE AND CUTE

Only weight 4.5kg, height 17cm, width 25cm
Pan and tilt moving system flexible, streamlined outlook,
It will be the best penchant, no matter who you are, elderly or children,
No matter where it is, home or night marker

•CONTROL CONVINIENTLY, USE CASUALLY

DMX 512 controlling (12 DMX channels), auto-running mode
Sound active function, both single use and online
Synchronization are available
Voltage: AC220V 50Hz
Power: 50W
Transformer Parameter: input: AC220V output: 12V/65W
Light source: 15W LED (R G B three colors)



DMX Channel	Partieular Function
Channel 1	Pan
Channel 2	Pan fine
Channel 3	Tilt
Channel 4	Tilt fine
Channel 5	Pan,tilt speed adjustment
Channel 6	Lamp on-off
Channel 7	red
Channel 8	green
Channel 9	blue
Channel 10	CMYK MACRO function
Channel 11	CMYK MACRO function speed adjustment
Channel 12	Sound Controller

- OUTLINE: 177mm X 177mm X 250mm
- PACKING: 290mm X 225mm X 260mm
- N.W: 4.35kg
- G.W: 5kg
- LED QUANTITY: 1pcs (R+G+B) 15W



/ Mini Moving Head LED /

DSL3050

- Voltage: AC220V
 - Frequency: 50-60HZ
 - Power Consumption: 80W
 - Fuse: 3A
 - Channel: 11 DMX channels
- Use the high power 1W, 30° beam angle LED, total 36pcs
With RGB color mixing, RGB dimming, RGB steam effect

Channel	Control	Speed adjustment from slow to fast	Speed adjustment from fast to slow	Dimming from darkness to brightness
CH 1	LED Function Control	0-50	51-100	101-150
CH 2	LED Speed Control	151-200	201-255	
CH 3	Pan	0° Horizontal rotation	540°	
CH 4	Tilt	0° Vertical rotation	270°	
CH 5	Pan fine	Pan 1.8° Fine	16bit	
CH 6	Tilt fine	Tilm 1.8° Fine	16bit	
CH 7	Motor speed			
CH 8	Red			
CH 9	Green			
CH 10	Blue			
CH 11	Reset			Reset after 5S

- Note: 1 Color brightness controlled by CH8,9,10 when dimming and flashing
- 2 With Sound Activate and Auto mode



- OUTLINE: 245mm X 235mm X 345mm
- PACKING: 300mm X 288mm X 430mm
- N.W: 5.5kg
- G.W: 6kg
- LED QUANTITY: (R+G+B) 12W

/ Moving Head Led + Laser /

DSL3051

- Rich laser spot & lineup effect
30kind of laser spot gobo effect,
Assembly in row, line, plane, circle,
- Magic LED Marquee effect
Comparing with other LED light, the DSL3051 LED light source can be controlled one by one, Single dimmer bring a magic marquee effect.
- 15pieces 3W LED Multi-function Effect
Projector, Color wash, Color change, Rotation effect
Following, Water flowing, Rainbow,
Strobe function etc.
- Mini-size, Run flexible
Only 5.5 kg, height 33cm, length 23cm
Pant/Tilt rotation freely
- Control Easy, Flexible and Diverse
DMX control(15DMX channels, Auto Running)
Sound active Mode, Single color & Mix-color available
Still or Active, Fast or Slow, Manipulate Freely, Run Smoothly
Frequency: 50-60Hz
Consumpton: 100W
Lamp source I: 15 x3W LED RGB full color
Lamp source II: 50mW Green Laser
Channel: 15DMX x channels
Size: 245 x 235 x 345mm
Net weight: 5.5kg

- Note: 1 Color brightness controlled by CH12,13,14when dimming and flashing
- 2 LED color brightness is controlled by channel 10~54 during single LED diming.



DMX Channel	Partieular Function
Channel 1	Laser control
Channel 2	Pan
Channel 3	Tilt
Channel 4	Pan fine
Channel 5	Tilt fine
Channel 6	Motor speed
Channel 7	Beam grating patch wheel 1
Channel 8	Beam grating patch wheel 2
Channel 9	LED general function control
Channel 10	LED gobo effect
Channel 11	LED speed adjustment
Channel 12	Red
Channel 13	Green
Channel 14	Blue
Channel 15	Reset

- PACKING: 300mm X 288mm X 430mm
- G.W: 6kg
- LED QUANTITY: 15pcs (R+G+B) 3W





/ LED Spot Moving Head /

DSL3052

•FEATURES:

- 11channel DMX-512
- Pan: 540 degree, Tilt: 255 degree
- 6 gobo+ Open
- Gobo rotation
- 7 color+ Open
- Variable electronic strobe
- Variable electronic dimmer (0%-100%)
- Master/slave
- Built-in movement macros via master/slave or DMX
- User-selectable pan/tilt direction
- LED display menu with invert
- Reset to factory settings option
- Display auto on/off
- Compact & lightweight
- Fan cooled

•SPECIFICATIONS:

- Beam angle: 12 degree
- Light Sources: 1 x (30 watt) LED
- 50,000hrs
- Power: 110V/230V 50/60Hz
- Net Weight: 6.6kgs
- Product Size: 260mm x 260mm x 370mm
- Gross Weight: 7.6kgs
- Packing: 1Unit in 1 carton box
- Packing Size: 345mm x 345mm x 435mm
- 1-year limited warranty (not including the lamp)



/ LED Color wash Moving Head /

DSL3053

•FEATURES:

- 11channel DMX-512 LED moving yoke
- Pan: 540 degree, Tilt: 270 degree
- RGB color mixing
- Variable electronic strobe
- Variable electronic dimmer (0-100%)
- Vector speed channel for pan/tilt, RGB
- Color mixing and color macros
- Built-in sound activated programs via Master/slave
- Built-in movement macros via master/slave or DMX
- User-selectable pan/tilt direction
- LED display menu with invert
- Reset to factory settings option
- Display auto on/off
- Compact & lightweight
- Fan cooled

•SPECIFICATIONS:


- Light Sources: 36pcs 1W R=12, G=12, B=12 (lamp brand: Edsion from Taiwan)
- Power: 230V 50/60Hz
- Net Weight: 5.5kgs
- Product Size: 260mm x 260mm x 300mm
- Gross Weight: 7.2kgs
- Packing Size: 345mm x 340mm x 435mm
- 1-year limited warranty (not including the lamp)



/ LED Color wash Moving Head /

DSL3054

36 x 1W mini moving head, gooseneck type 11 channel DMX



/ LED Moving Head (Single Arm) /

DSL3055 / DSL3056

	DSL3055	DSL3056
Housing Material	ABS	ABS
Housing Color	Black	Black
Aperture Cover	PMMA	PMMA
Operating voltage	90-130V AC / 176-254V AC	90-130V AC / 176-254V AC
Control Modes	Stand-Alone, Direct DMX512.	Stand-Alone, Direct DMX512.
DMX Channel	12CH	12CH
Connector	3-Pin XLR (In and Out)	3-Pin XLR (In and Out)
NO.of LED	36 x 1W LEDs (12R G B)	36 x 3W LEDs (12R G B)
Beam Angle	25°/30°	25°/30°
Power Consumption	60W	120W
Light Projecting Distance	10-15M	20-25M
IP Rating	Indoor	Indoor
Operating Temperature	-20°C-+45°C	-20°C-+45°C
Dimensions (L x W x H)	290 x 320 x 360mm	290 x 320 x 360mm
Weight	7.30kgs	7.60kgs
Packing Dimension	360 x 360 x 445mm	360 x 360 x 445mm
Gross Weight	8.50kgs	8.80kgs





/ LED Moving Head (Double Arm) /

DSL3057 / DSL3058



	DSL3057	DSL3058
Housing Material	ABS	ABS
Housing Color	Black	Black
Aperture Cover	PMMA	PMMA
Operating voltage	90-130V AC / 176-254V AC	90-130V AC / 176-254V AC
Control Modes	Stand-Alone, Direct DMX512.	Stand-Alone, Direct DMX512.
DMX Channel	12 CH	12 CH
Connector	3-Pin XLR (In and Out)	3-Pin XLR (In and Out)
NO.of LED	36 x 1W LEDs (12R G B)	36 x 3W LEDs (12R G B)
Beam Angle	25°/30°	25°/30°
Power Consumption	50W	120W
Light Projecting Distance	10-15M	20-25M
IP Rating	Indoor	Indoor
Operating Temperature	-20°C-+45°C	-20°C-+45°C
Dimensions (L x W x H)	375 x 323 x 420mm	375 x 323 x 420mm
Weight	7.50kgs	7.80kgs
Packing Dimension	380 x 380 x 460mm	380 x 380 x 460mm
Gross Weight	8.80kgs	9.10kgs



LED PAR LIGHT

/ LED (PAR 64) /

DSL4001 / DSL4002



	DSL4001-361	DSL4001-363	DSL4001-243	DSL4002-241	DSL4002-243
Housing Material	Aluminum (Short / Long)	Aluminum (Short / Long)	Aluminum (Short / Long)	Aluminum (Short / Long)	Aluminum (Short / Long)
Housing Color	Black / Silver	Black / Silver	Black / Silver	Black / Silver	Black / Silver
Aperture Cover	Aluminum	Aluminum	Aluminum	Aluminum	Aluminum
Operating voltage	90-130V AC / 176-254V AC	90-130V AC / 176-254V AC	90-130V AC / 176-254V AC	90-130V AC / 176-254V AC	90-130V AC / 176-254V AC
Control Modes	Stand-Alone, Direct DMX512.	Stand-Alone, Direct DMX512.	Stand-Alone, Direct DMX512	Stand-Alone, Direct DMX512	Stand-Alone, Direct DMX512
DMX Channel	5 CH	5 CH	5 CH	5 CH	5 CH
Connector	3-Pin XLR (In and Out)	3-Pin XLR (In and Out)	3-Pin XLR (In and Out)	3-Pin XLR (In and Out)	3-Pin XLR (In and Out)
NO.of LED	36 x 1W LEDs (12R G B)	36 x 3W LEDs (12R G B)	24 x 3 in1 LEDs	24 x 1W LEDs (12R G B)	24 x 3W LEDs (12R G B)
Beam Angle	25°/30°	25°/30°	45°	25°/30°	25°/30°
Power Consumption	45W	115W	90W		
Light Projecting Distance	10-15M	20-25M	20-25M		
IP Rating	Indoor	Indoor	Indoor	Indoor	Indoor
Operating Temperature	-20°C-+45°C	-20°C-+45°C	-20°C-+45°C	-20°C-+45°C	-20°C-+45°C
Dimensions	L260 x ø195mm (Short) L385 x ø195mm (Long)	L260 x ø195mm (Short) L385 x ø195mm (Long)	L260 x ø195mm (Short) L385 x ø195mm (Long)		
Weight	2.40 / 2.80kgs	2.70 / 3.10kgs	2.70 / 3.10kgs		
Packing Dimension	L245 x W245 x H370mm (Short) L245 x W245 x H495mm (Long)	L245 x W245 x H370mm (Short) L245 x W245 x H495mm (Long)	L245 x W245 x H370mm (Short) L245 x W245 x H495mm (Long)		
Gross Weight	2.90 / 3.30kgs	3.20 / 3.60kgs	3.20 / 3.60kgs		



/ LED (PAR 64 / 56) /

DSL4003

DSL4003-white	DSL4003-UV	DSL4003-RGB
•LED Par Can	•LED Par Can with ultraviolet spot	•These high quality, multipurpose LED Par cans have been designed for a variety of applications including club installation and DJs on the move. Whether you want to control the lights by DMX, preset the colour option or have an automatic colour sequence, then these Par cans are the perfect solution
•151 LEDs	•DMX-512 protocol	•151pcs 10mm LED (R+G+B)
•DMX-512 protocol	•3 Channel DMX	
•3 Channel DMX (Strobe, Dimmer & Pulse)	•Very smooth projection with 151pcs UV LEDs	
•Emits extremely low heat or UV	•Emits extremely low heat compared to traditional par cans	
•Great for performance stages where traditional par cans emit a lots of heat onto performers	•Great for performance stages	
•low power consumption	•15 degree long throw	
•extreme long life time of LEDs	•Power consumption: max 21W	
•Includes hanging bracket	•Includes hanging bracket	
•includes colorfilter frame	•Dimensions (L x W x H): 293 x 267 x 343mm	
•Dimesions: 292 x 267 x 343mm	•Weight: 1.81kg	
•Weight: 2.2kgs		



/ LED (PAR 64/56) /

DSL4004

- High powered L.E.D.Par Can with RGB Color mixing
- 181 10mm high power 250mW LEDs
- Digital Display for easy DMX addressing and easy access to function modes or preset colors
- Auto Off for display
- Beam angle: 25°
- DMX-512 protocol(USITT)
- 3 and 6 Channel Mode
- Very smooth projection on walls with rich palette of colors created by mixing the Red, Green and Blue LEDs
- 0-100%Dimming
- Long life time of LEDs(>50.000h)
- Emits extremely low heat or UV (great for performance stages where traditional par cans emit a lot of heat onto performers)
- Smooth color scrolling
- Includes hanging bracket
- Dimensions: 310 x 230 x 230mm
- Weight: 2.8kg





/ LED Stage Lighting (PAR 56) /

DSL4005

- DSL4005-196
- A 7 Channel DMX light effect housed in a PAR 56 can with 196 super bright LEDs arranged in 7 individually coloured circles, which can produce a vast array of colours. This solid state light effect has been designed for easy installation, safe, energy efficient and long-life operation. DMX in/out connections via 3-pin XLR
- 196 high efficiency, super bright LEDs
- 7 DMX Channels, red, green, blue, red, green, blue, red
- Requires DMX controller
- Solid metal housing with mounting bracket and fixed 1.5m mains lead with 13A plug
- Dimension: 15 x 220 x 140

	DSL4005-361	DSL4005-241	DSL4005-243
Housing Material	Aluminum (Short / Long)	Aluminum (Short / Long)	Aluminum (Short / Long)
Housing Color	Black / Silver	Black / Silver	Black / Silver
Aperture Cover	No Cover	No Cover	No Cover
Operating voltage	90-130V AC / 176-254V AC	90-130V AC / 176-254V AC	90-130V AC / 176-254V AC
Control Modes	Stand-Alone, Direct DMX512	Stand-Alone, Direct DMX512	Stand-Alone, Direct DMX512
DMX Channel	5 CH	5 CH	5 CH
Connector	3-Pin XLR (In and Out)	3-Pin XLR (In and Out)	3-Pin XLR (In and Out)
NO.of LED	36 x 1W LEDES	24 x 1W LEDES	24 x 3W
IP Rating	Indoor	Indoor	Indoor
Operating Temperature	-20°C-+45°C	-20°C-+45°C	-20°C-+45°C



/ LED (PAR 64) Heavy Duty /

DSL4006

	DSL4006-361	DSL4006-363
Housing Material	Aluminum	Aluminum
Housing Color	Black / Silver	Black / Silver
Aperture Cover	Aluminum	Aluminum
Operating voltage	90-130V AC / 176-254V AC	90-130V AC / 176-254V AC
Control Modes	Stand-Alone, Direct DMX512.	Stand-Alone, Direct DMX512.
DMX Channel	6 CH	6 CH
Connector	3-Pin / 5-Pin XLR (In and Out)	3-Pin / 5-Pin XLR (In and Out)
NO.of LED	36 x 1W LEDES (12R G B)	36 x 3W LEDES (12R G B)
Beam Angle	25°/30°	25°/30°
Power Consumption	45W	115W
Light Projecting Distance	10-15M	20-25M
IP Rating	Indoor	Indoor
Operating Temperature	-20°C-+45°C	-20°C-+45°C
Dimensions	L330 x ø220mm	L330 x ø220mm
Weight	4.20kgs	4.50kgs
Packing Dimension	235 x 235 x 355mm	235 x 235 x 355mm
Gross Weight	4.70kgs	5.00kgs



/ LED Slin Par 64 /

DSL4007

- 70mm in depth, light weight and easy to transport
- 4 Channel DMX(red, green, blue, strobe/dimmer)
- RGB colour mixing
- IEC daisy chain facility for powering multiple devices
- Master and slave option
- 4 automatic colour sequence modes
- 4 sound activated modes including normal, colour mixing and strobe
- 10 preset colour option for mood setting
- Supplied with mounting bracket
- Power supply: 90-260V Ac
- LED type: 168 LED (60R, 54G, 54B) 10mmø
- Power consumption: 30W
- Dimensions: 200 x 280 x 100mm
- Weight: 1.8kg



/ LED PAR Bar Kit /

DSL4011

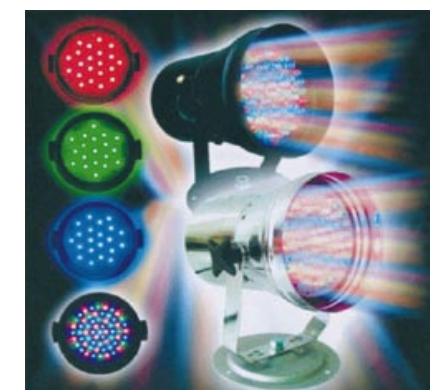
- Ideal for performers from live bands to DJs
- Sound controllable with built-in programs
- Stand-alone operation for solo performance
- Fully 512 DMX channel operation
- Endless show creation possibilities
- Each lamp has 108 x 10mm RGB LEDs
- Individual tilt and swivel for each lamp
- LED lamps are only 45mm in depth
- Tough all-metal chassis
- T-bar incorporates built-in LED controller
- XLR DMX in and out
- Stand height can reach up to 240cm
- Complete kit weighs in at only 23kg
- Power consumption 50W
- 4 pedal foot controller
- Includes padded rig bag
- Includes stand and stand bag
- The complete setup-all supplied in one kit



/ LED PAR36 Analog/ DMX /

DSL4008 / DSL4009

- 61 multi color LEDs: 21red, 19green & 21blue
- Analog control via backside buttons
- DMX-in & DMX-out socket
- Dip switch
- DMX control via regular DMX controller
- Sound control via built-in microphone
- Power-in cable
- Stand included
- Illumination angle: 40°
- Power consumption: 12W





/ DMX Flex Bar /

DSL4013



- Multifunctional 4-channel dimmer bar for DMX operation
- Easy installation, e.g. directly onto stand or crossbeam
- Sliding screw slots on both sides, provides multiple arrangement options
- Operation as 4-channel chaser controller or DMX dimmer pack
- 6 different operating modes
- 16 pre-programmed chaser patterns
- DMX control via control panel
- Sound control via built-in microphone
- Ready to start, including many accessories: 4 slide-able screw XF, TV-pin, safety hook
- Additional accessories available: Remote Control, Foot Controller, TV-adaptor
- 4 safety sockets with cover (socket for all plug versions available)
- DMX-in & DMX-out socket
- PowerCon power-in socket
- RJ 45 socket, for various connecting options
- 4 fuses with indicator light
- Measurement (L x W x H): 1162 x 110 x 90mm
- Max. total output: 5000W
- Max total current: 20A
- Max output per channel: 1250W
- Max current per channel: 5A
- Fuses: F5A, 250V 5 x 20mm



/ DMX x 5 Flex Bar /

DSL4014



- Multifunctional 5-channel dimmer which operation as DMX dimmer pack
- Easy installation, e.g. directly onto stand or crossbeam
- Sliding screw slots on both sides, provides multiple arrangement options
- Ready to start, including many accessories: 4 slide-able screws, TV-pin, safety hook
- 5 safety sockets with cover (socket for all plug versions available)
- 1 DMX-in socket
- 5 DMX-out socket
- 5 fuses with indicator light
- Measurement (L x W x H): 1162 x 110 x 90mm
- Max. total output: 5750W
- Max total current: 25A
- Max output per channel: 1150W
- Max current per channel: 5A
- Fuses: F5A, 250V 5 x 20mm



LED EFFECT LIGHT

/ LED Plastic Moon Color /

DSL5001

- Voltage: AC110V-240V 50/60Hz
- Power: 15W
- LED ø5mm 69pcs (R15+G18+B36)
- Automatic mode, Sound activate mode
- Master-slave mode
- Standard DMX512 control signals, 2DMX-channel
- Working environment: Indoor -20°C-40°C
- Outline: 280 x 180 x 175mm
- Packing: 340 x 240 x 240mm
- N.W: 2.3kg
- G.W: 3kg



/ LED SKY ROSE /

DSL5002

- Voltage: AC220V-240V 50Hz
- Power: 10W
- LED Specification: 5MM 40PCS (R16+G12+B12)
- Color: 3 colors
- Function: Sound control
- Net weight: 2.4kgs
- Dimension: L250 x W150 x H120mm



/ Plastic Scanner Moon Color /

DSL5003

- Voltage: AC220V/110V
- Frequency: 50-60Hz
- Power Consumption: 15W
- 42 x 5mm Leds (R15, G12, B12)
- Motor: AC220V/10rpm x 2 (AC110V 10rpm x 2)
AC220V/20rpm (AC110V 20rpm)
- Movement of mirror by sound activation
- Rotary sensitivity control
- Color Reflector: 4 colors
- Lamp: BRL 12V50W
- Outline: 435 x 168 x 140mm
- Packing: 490 x 240 x 240mm
- N.W: 2.3kg
- G.W: 3kg





/ Plastic Barrel Moon Color /

DSL5004


- Voltage: AC220V/110V
- Frequency: 50-60Hz
- Power Consumption: 15W
- 42 x 5mm Leds (R15, G15, B12)
- 4 ch DMX 512
- Motor: AC220V/10rpm x 2 (AC110V 10rpm x 2)
AC220V/20rpm (AC110V 20rpm)
- Barrel loy sound activation
- Rotary sensitivity control
- Moonfloor shape Red, Green & Blue color Beam
- Outline: 435 x 168 x 140mm
- Packing: 490 x 240 x 240mm
- N.W: 2.3kg
- G.W: 3kg



/ LED Tunnel Effect /

DSL5005

- Voltage: AC220V-240V 50Hz
- Power: 5W
- LED Specification: 5MM 48PCS (R16+G16+B16)
- Function: 3 colors, tunnel effect, sound active
- Control: DMX512, master/slave
- Net weight: 6kgs
- Dimensions: L430 x W410 x H90mm



/ LED Seven-Star Color /

DSL5006

- Voltage: AC100V~264V
- Frequency:50/60Hz
- Power consumption: 20W
- Light source: 252pcs very bright LED
- Patten: 210 kinds of various paterren, which are be adjusteted, Animations are changable, frequent flashing, adjustable brightness are available.
- Color: R G B three basic colors, which are separately and independently adjusted.
- Channel: 9 DMX channels
- Control mode: Sound control/auto-run program/master and slave/connect by DMX512
- More LED patterns Richer goboes
- Larger projection More Even radiation Longer Life for the whole
- Machine More silent More Deserved



/ LED 6 Angle /

DSL5006-6

- Voltage: AC100V/120V-220V/240V
- Frequency:50/60Hz
- Power consumption: 20W
- LED lamp: 252pcs LED, RGB three color changed.
- 16 different gobo changed, the speed of the gobo change can be adjusted
- Master slave model, Auto model, Sound control model (the sensitivity can be adjusted)
- Standard DMX512 control signal, 8 DMX channel.
- Working environment: indoor -20°C-40°C
- More LED patterns Richer goboes
- Larger projection More Even radiation Longer Life for the whole
- Machine More silent More Deserved
- Outline: 310 x 280 x 240mm
- Packing: 390 x 345 x 300mm
- N.W: 4.2kg
- G.W: 5kg
- LED Quantity: (R36 G24 B24)



/ Dual LED Twister /

DSL5007


- Voltage: AC110V-240V
- Frequency:50/60Hz
- Power: 15W
- LED: 80pcs ø5mm
- Automatic mode, Sound activate mode
- Master-slave mode
- Standard DMX512 control signals, 2DMX-channel.
- Working environment: Indoor -20°C-40°C
- Outline: 280 x 280 x 160mm
- Packing: 350 x 350 x 210mm
- N.W: 2.5kg
- G.W: 3.3kg



/ LED 7 Eye /

DSL5008

- Voltage: AC110V-240V
- Frequency:50/60Hz
- Power: 30W
- Light source: 224pcs super-highly brightness LED(ø5), It is a available to adjust separately about R, G, B, W, four basic colors.
- Control: Sound control, auto run, master and salve, DMX512
- Function: various changes, low consumption, highly luminous efficiency, long-life light source, high safety. It can work in the regular rank of wide voltage. It is applicable to the small and medium-sized private room and other entertainments.
- Working environment: Indoor -20°C~40°C
- Outline: 570 x 270 x 150mm
- N.W: 4.1kg
- G.W: 5kg






/ LED Wind Wheel Magic /

DSL5009


- Richer patterns 282pcs high brightness ø5mm LED, 210 kinds of patterns which can be adjustable, there are cartoon patterns
- 6 ch DMX 512
- 190mm magnifying lens
- Strobe, brightness adjustable, RGB three basic colors can be adjustable separately
- Convenient control, agile and various
- DMX control, sound control, program auto -running, master and slave, unite.
- Voltage: AC100V/264V
- Frequency: 50/60Hz
- Power: 22W
- Lamp Source: 282pcs high brightness LED
- Color: RGB three basic color, can be adjustable separately



/ 7 Heads Magic /

DSL5010

- Voltage: AC220V/110V
- Frequency: 50-60Hz
- Power Consumption: 60W
- 9DMX channels
- 469 LEDs, Red Green Blue, 3 colors change
- 7 gobo teams dynamic change, zoom out or zoom in for each team is available.
- Gobo speed change adjustable
- Gobo with flash function
- Sound activate sensitivity adjustable
- Outline: 305 x 340 x 285mm
- Packing: 390 x 360 x 370mm
- N.W: 4.2kg
- G.W: 4.8kg
- LED Quantity: R280 G63 B126



/ LED Three-claw Scanner /

DSL5011

- Voltage: AC110V ~ 220V
- Frequency: 50/60Hz
- Fuse: 3A with the auto-protective installment
- Power consumption: 30W
- Light source: 96pcs very bright LED
- Sound control/auto run
- Vertical scanning angle: 38°
- It is available to be controlled to change kinds of colors by DMX controller, and with the setup of LED demonstration
- Packing: 433 x 375 x 235mm



/ LED Super Mushroom /

DSL5012


- Voltage: AC110V/120V-220V/240V
- Frequency: 50/60Hz
- Power Consumption: 25W
- LED: 224pcs (R88, G48, B88)
- Function: Auto/Sound Activate/Master-Slave
- Standard DMX512 control signal, 4 DMX-channel
- Work Environment: Indoor -20°C-40°C
- Outline: 270 x 270 x 430mm
- Packing: 320 x 320 x 480mm
- N.W: 4.2kg
- G.W: 4.8kg
- LED Quantity: R88 G48 B88



/ Mini Magic /

DSL5013

- Voltage: AC220V/110V
- Frequency: 50/60Hz
- Power Consumption: 25W
- 162 LEDs, Red. Green. Blue, 3 colors change
- 6 DMX channels
- Multi-Gobos Dynamic change
- Gobo speed change adjustable
- Gobo with flash function
- Sound activate sensitivity adjustable
- Outline: 300 x 240 x 215mm
- Packing: 350 x 320 x 300mm
- N.W: 4.2kg
- G.W: 5kg
- LED Quantity: R60 G36 B66
- 190mm magnifying lens



/ LED Flower Star /

DSL5014/DSL5014A

- Light source: High power white or RGB SMD Led
- Self-motion mode
- Sound controller mode
- Master slave mode
- Standard DMX control signal, 2 DMX channels
- Power supply: AC100V-240V 50/60Hz
- Power Consumption: 20W
- Work environment: indoor -20°C-40°C
- Outline: 250 x 250 x 245mm
- Packing: 310 x 310 x 295mm
- N.W: 3kg
- G.W: 3.7kg
- LED Quantity: white 1 x 5W
RGB 1 x 15W





/ LED Inclined Mirror /

DSL5015

- Voltage: 90-264V
- Frequency: 50/60Hz
- Power Consumption: 20W
- Light source: 60pcs super brightness ø5LED, R, G, B three basic colors could be adjusted separately
- Control mode: Sound control, auto-run, master-slave, DMX512
- Function: LED change in many patterns, low consumption, high light efficiency, long lifetime of lamp, work well in wide voltage, highly suitable to medium and small room and entertainment occasion
- Outline: 340 x 200 x 130mm
- N.W: 2.5kg
- G.W: 3.2kg
- LED Quantity: ø5 R G B



/ LED 4 Eye /

DSL5016

- Voltage: AC110V-240V
- Frequency: 50/60Hz
- Power consumption: 20W
- LED: 224pcs ø5mm R96 G48 B48
- Auto-run model, sound control model, master-slave model, standard DMX512 control signal, 6 DMX channels
- Work environment: indoor -20°C-40°C
- Outline: 500 x 350 x 180mm
- Packing: 590 x 410 x 230mm
- N.W: 5.3kg
- G.W: 5.8kg



/ LED Flower /

DSL5017


- Voltage: AC110V-220V
- Frequency: 50/60Hz
- Power consumption: 10W
- Lamp: 48pcs high light LED
- Gobo: 16 kinds different gobo, can be adjusted, strobe and illumination can be adjusted also.
- Color: RGB three basic color, can adjust separately and independently.
- Channel: 6 DMX control channel
- Control model: sound control, auto-run, DMX512 connect control
- Working environment: Indoor -20°C-40°C
- Outline: 250 x 240 x 180mm
- Packing: 330 x 310 x 230mm
- N.W: 2.4kg
- G.W: 3kg
- LED Quantity: R12 G12 B24
R24 G12 B12



/ Colour Wash RGBY Light Effect /

DSL5041

- A 4 Channel DMX controlled light effect with 4 large dichroic lenses in basic colour: red, green, blue and yellow. DMX in/out connections via 3-pin XLR and MIDI in/thru via 5-pin DIN sockets.
- Light intensity adjustable 0%-100%
- Fan cooled
- Dimensions: 425 x 300 x 330mm
- Weight: 8.5kgs



/ LED Orbiter /

DSL5042

- This ultimate LED light effect combines 5 LED colours with a unique optical system producing a spectacular light show. The effect covers a large area and can be used on its own of further enhanced with the use of a smoke machine
- LED Orbiter: 273 LEDs (R: 36, G:54, B:90)
- Dimensions: 310 x 310 x 700mm
- Weight: 4.1kgs



/ LED Mushroom /

DSL5043

- This latest light effect has been developed by combining our traditional Mushroom with LED technology
- LED mushroom: 6 x 3W LED
- Sound active or Auto run
- Dimensions: 360 x 270 x 270mm
- Weight: 3.75kgs






/ LED Derby /

DSL5044


- Our classic Derby has been combined with the latest high powered LEDs to create an exciting, widespread light effect.
- LED derby 6 x 3W RGB
- Sound active or Auto run
- Dimensions: 350 x 330 x 175mm
- Weight: 5.45kgs



/ LED Double Derby /

DSL5045

- Our ever-popular Double Derby has been combined with the latest LED technology to create an exciting, widespread light effect
- LED double Derby: 6 x 3W LEDs
- sound active or Auto run
- Dimensions: 370 x 370 x 284mm
- Weight 8.23kgs



/ LED Mini Strobe /

DSL5018

- Voltage: AC220V-240V
- Frequency: 50Hz
- Power: 10W
- LED Specification: 5MM 32pcs R:12 G:10 B:10
- Function: 3 colors, water effect, shutter, speed & dimmer
- Control: DMX512, master / slave
- Net weight: 0.8kgs
- Dimensions(LxWxH): 250 x 150 x 120mm



/ LED Mini / Large Strobe /

DSL5019 / DSL5020

- Voltage: AC220V-240V
- Frequency: 50Hz
- Power: 10W
- LED Specification: 71pcs 10mm RGB
146 pcs 10mm RGB



/ LED Sunray DMX /

DSL5021

- Bright LED Starball similar to a mirrorball effect
- Produces 34 crisp, bright colored beams from one 3-Watt LED source
- Use with or without fog
- Beams cover a wide area
- 2 DMX channels: Dimmer/Strobe: Rotation: Clockwise & Counter Clockwise plus rotation speed
- 2 operational modes: Master/slave sound active mode (8 built-in programs); DMX mode
- Control via DMX controller or American DJ UC3 universal controller
- Beam colors: Green, Purple, Blue, Yellow & Orange
- Multi-voltage operation: AC100-240V, 50/60Hz
- Dimensions (LxWxH): 210 x 210 x 179mm
- Weight: 1.8kgs



/ LED Wash Ultra Bright Compact RGB /

DSL5022

- Small compact LED wash light
- Stand alone mode, 8 program built in
- DMX-512, 4 ch
- Power supply: AC230V-50Hz
- Power consumption: 45 Watt
- Led system: 250pcs ø10mm
- DMX-512 connector: XLR 3 pole male, female
- DMX-512 setting: disp swithes
- Dimensions(LxWxH): 300 x 130 x 200mm
- Weight: 2.04kg





/ LED High Power Wash /

DSL5023

	DSL5023
Housing Material	Iron
Housing Color	Black
Aperture Cover	Tempered Glass 5mm
Operating voltage	90-130V AC / 176-254V AC
Control Modes	Stand-Alone, Direct DMX512.
DMX Channel	4 CH
Connector	3-Pin XLR (In and Out)
NO.of LED	48 x 1W LEDs (16 RGB)
Beam Angle	25°/30°
Power Consumption	56W
Light Projecting Distance	20-25M
IP Rating	Indoor
Operating Temperature	-20°C-+45°C
Dimensions (L x W x H)	460 x 155 x 135mm
Weight	3.40kg
Packing Dimension	520 x 235 x 210mm
Gross Weight	3.90kgs



/ Linear LED Color Changer /

DSL5024

Electrical Specification

- Voltage: AC220-240/50/60Hz
- Power: 140W
- Operating Temperature Range: -20-50°C

LED Source

- LED Lamp: 648pcs of LED (208 R, G, B)
- Beam angle: 30°
- Constant Current Drive: 30mA
- Refresh Rate: 400Hz
- Colors: 16.7 Billion
- Lifetime: >50, 000hrs Rated Life

Control And Programming



- Protocol: USITT DMX512
- Date In/Out: 3-pin XLR-sockets
- Function Setting: Button+LED
- Control Mode: Sound/Auto/Master-slave/DMX512
- DMX channel: 6/9/15/27/24

Application Field

- DISCO/Pub/Bar/Club
- Tinting/Effect
- Indoor(IP20)

Mechanical Specification

- N.W: 7.5kg
- G.W: 8.5kg
- Size: 880 x 260 x 200mm



/ Rectangle LED Color Changer /

DSL5025

Electrical Specification

- Input Voltage Range: AC220-240V 50/60Hz
- Power: 140W
- Operating Temperature Range: -20-50°C

LED Source

- LED Lamp: 648pcs ø5 LED (208 R, G, B)
- Beam angle: 30°
- Constant Current Drive: 30mA
- Refresh Rate: 400Hz
- Colors: 16.7 Billion
- Lifetime: >50, 000hrs Rated Life

Control And Programming


- Protocol: USITT DMX512
- Date In/Out: 3-pin XLR-sockets
- Function Setting: Button+LED
- Control Mode: DMX512/Music/Automatic/Master-Slave
- DMX512 channel: 6/9/15/27/24 CH

Application Field

- DISCO/Pub/Bar/Club
- Tinting/Effect
- Indoor(IP20)

Mechanical Specification

- N.W: 6.5kg
- G.W: 7.5kg
- Size: 510 x 300 x 230mm



/ LED Colored & Double-Heads Moonflower /

DSL5026

Electrical Specification

- Voltage: AC100~240V, 50/60Hz
- Power: 50W
- Operating Temperature Range: -20-50°C

LED Source

- LED Lamp: 144pcs ø5 LED (48 R, G, B)
- Side: 3W Colored LED/White LED Moonflower
- Lifetime: >50, 000hrs Rated Life

Control And Programming


- Protocol: USITT DMX512
- Date In/Out: 3-pin XLR-sockets
- Function Setting: Button+LED
- Control Mode: Sound/Auto/Master-slave/DMX512
- DMX512 channel: 10 CH

Application Field

- DISCO/Pub/Bar/Club
- Tinting/Effect
- Indoor(IP20)

Mechanical Specification

- N.W: 5.8kg
- G.W: 7.3kg
- Size: 630 x 240 x 220mm





/ Colored & Laser & Moonflower /

DSL5027

Electrical Specification

- Voltage: AC100~240V, 50/60Hz
- Power: 50W
- Operating Temperature Range: -20-50°C

Source

- LED Lamp: 90pcs ø5 LED
- Side: 3W Colored LED Moonflower
Red Green Laser
- Lifetime: >50, 000hrs Rated Life

Control And Programming



- Protocol: USITT DMX512
- Date In/Out: 3-pin XLR-sockets
- Function Setting: Button+LED
- Control Mode: Sound/Auto/Master-slave/DMX512
- DMX512 channel: 8 CH

Application Field

- DISCO/Pub/Bar/Club
- Tinting/Effect
- Indoor(IP20)

Mechanical Specification

- N.W: 5.8kg
- G.W: 7.3kg
- Size: 630 x 240 x 220mm



/ Triple-Heads Laser & LED Moonflower /

DSL5029

Electrical Specification

- Voltage: AC100~240V, 50/60Hz
- Power: 50W
- Operating Temperature Range: -20-50°C

Source

- Middle: TRI Color LED Moonflower
- Side: 2 x Laser, Red + Green
- Lifetime: >50, 000hrs Rated Life

Control And Programming


- Protocol: USITT DMX512
- Date In/Out: 3-pin XLR-sockets
- Function Setting: Button+LED
- Control Mode: Sound/Auto/Master-slave/DMX512
- DMX512 channel: 8 CH

Application Field

- DISCO/Pub/Bar/Club
- Tinting/Effect
- Indoor(IP20)

Mechanical Specification

- N.W: 5.8kg
- G.W: 7.3kg
- Size: 630 x 240 x 220mm



/ Colored LED Bargraph /

DSL5028

Electrical Specification

- Voltage: AC100~240V, 50/60Hz
- Power: 50W
- Operating Temperature Range: -20-50°C

Source

- 3 x 45pcs ø5 LED
- 4 x hard beam white Pinspots
- Lifetime: >50, 000hrs Rated Life

Control And Programming

- Protocol: USITT DMX512
- Date In/Out: 3-pin XLR-sockets
- Function Setting: Button+LED
- Control Mode: Sound/Auto/Master-slave/DMX512
- DMX512 channel: 10 CH

Application Field

- DISCO/Pub/Bar/Club
- Tinting/Effect
- Indoor(IP20)

Mechanical Specification


- N.W: 5.8kg
- G.W: 7.3kg
- Size: 630 x 240 x 220mm



/ LED Chasing Light 13 CH DMX /

DSL5030

	DSL5030-A	DSL5030-B
Housing Material	Iron	Aluminum
Housing Color	Black	Black
Aperture Cover	Clear PC	Tempered Glass 5mm
Operating voltage	90-130V AC / 176-254V AC	90-130V AC / 176-254V AC
Control Modes	Stand-Alone, Direct DMX512.	Stand-Alone, Direct DMX512.
DMX Channel	13 CH	13 CH
Connector	3-Pin XLR (In and Out)	3-Pin XLR (In and Out)
NO. of LED	252 x ø10 LEDs (108R/72G/72B)	252 x ø10 LEDs (108R/72G/72B)
Beam Angle	25°	25°
Power Consumption	25W	25W
Light Projecting Distance	5-8M	5-8M
IP Rating	Indoor	Outdoor IP65
Operating Temperature	-20°C-+45°C	-20°C-+45°C
Dimensions (L x W x H)	1070 x 68 x 90mm	1110 x 74 x 108mm
Weight	2.10kgs	4.50kgs
Packing Dimension	1080 x 130 x 135mm	1120 x 140 x 145mm
Gross Weight	2.60kgs	5.00kgs





/ LED Chasing Light 3 CH DMX /

DSL5031



- Voltage: AC100~240V 50/60HZ
- Power: 80W
- LED: 320pcs (128R 96G 96B)
- Beam angle: 20°/30°/40°
- Dimming mode/The color overlay
- Address Code Switch
- Function: RGB color/Fish/Happy Valley/Gradually/Chase Hopping/Effect/Gradually + Water/Gradually + Fish
- Auto-running program/PIX Taiwan-controlled
- DMX512 channel: 1 CH 2 CH 3 CH
- Professional arena/KTV/Theater Flsh
- Packing size: 122 x 5.5 x 6mm
- G.W: 3kg

/ LED Stage Wash /

DSL5032


- High brightness Low Consumption Long Work Life
72 x 3W high powr LED bulb, LED work life up to 50,000 hours
- Mute Working Mode
Natural cooling, without fan, absolutely mute
- Multi-function
Coloration Flash Dimming Auto Gradual Change
Jump Color Change
- Easy to control
Semiconductor lighting technology in finite dimmer system
DMX control (5DMX channels), Auto mode
- Voltage: AC220V-240V AC100V-120V
- Power: 250W
- LED Bulb: 72 x 3W
- Beam Angle: 15°/25°/35°/45°
- Cooling System: Natural cooling
- Outline: 500 x 236 x 170mm
- N.W: 4.2kg
- G.W: 5kg
- LED Quantity: R24 G24 B24



/ LED Stage Wash /

DSL5033

- LED stage wash light 147 x 10mm LEDS round, 6 CH DMX
- LED Par light
- LED 10mm R51, G48, B48
- Slave follow master control of synchronously running and strobe
- Size: 230 x 230 x 230mm



/ LED Bar Wash /

DSL5034

• FEATURES:

- High-power, 1W(350mA) LEDS x 48pcs
- 13 channels DMX512 LED wash light
- Dimmer/strobe
- RGB color mixing with or without DMX controller
- Built-in automated programs via master/slave
- Sound active a variable sensibility
- Macro programmed Built-in via master/slave

• SPECIFICATIONS:

- Light Source: R-16, G-16, B-16 x 1W
- LED 50, 000hrs
- Power: 110V-230V 50/60Hz
- Net Weight: 5kgs
- Product Size: 630 x 155 x 155mm
- Gross Weight: 5.5kgs
- Packing size: 700 x 265 x 265mm
- 1-year limited warrenty (not including the lamp)



/ LED Panel Wash /


DSL5035

• FEATURES:

- High-power, 1W(350mA) LEDS x 48pcs
- 13 channels DMX512 LED wash light
- Black out/static/dimmer/strobe/pulse
- RGB color mixing with or without DMX controller
- Built-in automated programs via master/slave
- Sound active a variable sensibility
- Macro programmed Built-in via master/slave

• SPECIFICATIONS:

- Light Source: R-16, G-16, B-16 x 1W
- LED: >50, 000hrs
- Power: 110V-230V 50/60Hz
- Net Weight: 6.9kgs
- Product Size: 360 x 105 x 400mm
- Gross Weight: 7.9kgs
- Packing size: 400 x 175 x 435mm
- 1-year limited warrenty (not including the lamp)





/ LED Long Bar Wash /


DSL5036

•FEATURES:

- High-power, 1W(350mA) LEDs x 96pcs
- 25 channels DMX512 LED wash light
- Black out/static/dimmer/strobe/pulse
- RGB color mixing with or without DMX controller
- Built-in automated programs via master/slave
- Sound active a variable sensibility
- Macro programmed Built-in via master/slave

•SPECIFICATIONS:

- Light Source: R-32, G-32, B-32 x 1W
- LED 50, 000hrs
- Power: 110V-230V 50/60Hz
- Net Weight: 10.3kgs
- Product Size: 1250 x 155 x 155mm
- Gross Weight: 11kgs
- Packing size: 1375 x 260 x 265mm
- 1-year limited warranty (not including the lamp)



/ LED Long Panel Wash /


DSL5037

•FEATURES:

- High-power, 1W(350mA) LEDs x 96pcs
- 25 channels DMX512 LED wash light
- Black out/static/dimmer/strobe/pulse
- RGB color mixing with or without DMX controller
- Built-in automated programs via master/slave
- Sound active a variable sensibility
- Macro programmed Built-in via master/slave

•SPECIFICATIONS:

- Light Source: R-32, G-32, B-32 x 1W
- LED 50, 000hrs
- Power: 110V-230V 50/60Hz
- Net Weight: 11kgs
- Product Size: 720 x 105 x 360mm
- Gross Weight: 12.5kgs
- Packing size: 790 x 175 x 435mm
- 1-year limited warranty (not including the lamp)



/ LED Wall Washer /

DSL5038



	DSL5038-121	DSL5038-241	DSL5038-361	DSL5038-123	DSL5038-243	DSL5038-363
Housing Material	Aluminum	Aluminum	Aluminum	Aluminum	Aluminum	Aluminum
Housing Color	Silver White	Silver White	Silver White	Silver White	Silver White	Silver White
Aperture Cover	Tempered Glass 5mm	Tempered Glass 5mm	Tempered Glass 5mm	Tempered Glass 5mm	Tempered Glass 5mm	Tempered Glass 5mm
Operating voltage	90-130V AC / 176-254V AC	90-130V AC / 176-254V AC	90-130V AC / 176-254V AC	90-130V AC / 176-254V AC	90-130V AC / 176-254V AC	90-130V AC / 176-254V AC
Control Modes	Stand-Alone, Direct DMX512	Stand-Alone, Direct DMX512	Stand-Alone, Direct DMX512	Stand-Alone, Direct DMX512	Stand-Alone, Direct DMX512	Stand-Alone, Direct DMX512
DMX Channel	3 CH	3 CH	3 CH	3 CH	3 CH	3 CH
Connector	3-Pin XLR (In and Out)	3-Pin XLR (In and Out)	3-Pin XLR (In and Out)	3-Pin XLR (In and Out)	3-Pin XLR (In and Out)	3-Pin XLR (In and Out)
NO.of LED	12 x 1W LEDs (4 R G B)	24 x 1W LEDs (4 R G B)	36 x 1W LEDs (4 R G B)	12 x 3W LEDs (4 R G B)	24 x 3W LEDs (4 R G B)	36 x 3W LEDs (4 R G B)
Beam Angle	25°/30°/45°	25°/30°/45°	25°/30°/45°	25°/30°/45°	25°/30°/45°	25°/30°/45°
Power Consumption	16W	28W	45W			
Light Projecting Distance	5-8M	10-15M	15-20M			
IP Rating	Outdoor IP 65	Outdoor IP 65	Outdoor IP 65	Outdoor IP 65	Outdoor IP 65	Outdoor IP 65
Operating Temperature	-20°C-+45°C	-20°C-+45°C	-20°C-+45°C	-20°C-+45°C	-20°C-+45°C	-20°C-+45°C
Dimensions (L x W x H)	500 x 78 x 70mm	1000 x 78 x 70mm	1000 x 78 x 70mm			
Weight	2.10kgs	3.30kgs	3.40kgs			
Packing Dimension	520 x 85 x 81mm	1020 x 85 x 81mm	1020 x 85 x 81mm			
Gross Weight	2.40kgs	3.70kgs	3.80kgs			



/ LED Pixel Tracker, Chasing /


DSL5039

TECHNIQUE FEATURE:

- Voltage: AC230V/110V-50/60Hz
- LED: ø10LED Red162 Green162 Blue162
- Power consumption: 108W LED angle: 15°

FUNCTION SPECIALITY:

- Control flexible: DMX512 master slave control or computer online and synchronously control
- DMX control channel can select: 6, 9, 12, 21
- LED menu display
- Slave follow master control of synchronously running and strobe
- Connect convenience: both power and signal own input and output connect
- LED screen control system can control 5pin XLR signal input and output connect, play film, VCD, DVD, CSARTOON, FLASH, MPEG format signal is available
- Install assembled convenience: both run byself and master slave control structure are available, structure beeline and LED big screen also available
- Each LED group can reach 256 dust degree, renovate frequency more than 600Hz, can reach professional phomands
- Outline: 666 x 128 x 160mm
- Packing: 686 x 140 x 200mm
- N.W: 5.8kg
- G.W: 6.5kg
- LED Quantity: R162 G162 B162





/ LED Pixel Dot /

DSL5100



	DSL5100-1	DSL5100-2	DSL5100-3	DSL5100-4	DSL5100-5
Size	ø200mm x 100mm	ø187mm x 75mm	ø150mm x 65mm	ø120mm x 60mm	ø100mm x 80mm
Voltage	AC24V/220V	AC24V/220V	AC24V/220V	AC24V/220V	AC24V/220V
LED qty	72	69	60	48	36
Power	5W	5W	4W	3W	3W
IP rating	Ip65	Ip65	Ip65	Ip65	Ip65
Modelling	Single color/RGB	Single color/RGB	Single color/RGB	Single color/RGB	Single color/RGB

/ LED Dot Lighting /

DSL5101



	DSL5101-1	DSL5101-2	DSL5101-3	DSL5101-4	DSL5101-5
Size	155mm x 155mm	200mm x 200mm	150mm x 150mm	100mm x 100mm	100mm x 100mm
Voltage	AC24V/220V	AC24V/220V	AC24V/220V	AC24V/220V	AC24V/220V
LED qty	60	72	60	36	48
Power	4W	5W	4W	3W	3W
IP rating	Ip65	Ip65	Ip65	Ip65	Ip65
Modelling	Single color/RGB	Single color/RGB	Single color/RGB	Single color/RGB	Single color/RGB

/ LED Dot Panel DMX/Video /

DSL5102 / DSL5103


- 50 x 50cm squareness, 100/256dots/square meter
- Different size can make as customer demand
- Lower power consume, lower cost; long work life, can arrived 100,000H
- Adopt LED cold light source, without hot radiation; green light source, accord fire protection demand. using safe credible
- Metal install struture, firm and easy install, multi-unit optional combination is available
- Can show the picture, word, play cartoon, video and other effect
- Show the picture by computer, synchronization in progress follow as the music is available
- Be used for bar, club, DISCO, market, building, entertainment place, stage light dynamic state the set decorate and play advertisement
- Voltage: DC12V
- Temperature: -35°C ~ 55°C
- Crust color: milk white



/ LED Module Pixel Screen /

DSL5104

- Controlling system: pc on-line
- 576dots/square meter
- 2R1G1B/pixel
- 333 x 333mm
- 20W/pc
- DC5V
- Used: KTV Bar




/ LED Dot Light Source /

DSL5105

- Voltage: DC12V
- power: 3.5W
- Show color: 36 BIT
- Gray scale: 8192
- Distribution device output number: 8
- Brightness and deepness: 13 BIT
- Memory way: CF card
- Control way: offline asynchronism controlonline asynchronism control
- Cabinet resolution: 8 x 8
- LED: 9pcs SMD triple-RGB
- Paly format: play Cartoon, Video, Mov, AVI, MPEG, picture, TXT
- Condition Temperature: -20°C ~ +40°C
- Cabinet maximum power: 180W

- Controller control range: 256 x 256
- Memory card interface: USB
- Controlling system: composed by controller and distributor
- Controlling range of each output of distributor: 2048
- Deliver distance: 20m directly; 300m indirectly
- Connect way: connection of support "S" & "Z" mode available
- Measurement of the light: 109 x 109 x 50mm
- Measurement of the package: 1040 x 1040 x 122mm
- Entertainment places like large circulating show, pro stage background, bar, club and caf




/ Outline Tube/Video Tube /

DSL5110/DSL5111

- LED full color digital tube use full digitize computer control, with the feature of lower power, long life, versatility program, work capability steady, install convenience, this products own versatility program, speed flow, bicker come and go. full color glide chase, automatic switch and so on. one or more connect and use. Widely used for the situations of building floor, outline, bridge, road fence, glass curtain wallinner light, advertising brand, taproom, hotel, entertainment room and so on. this is indispensable product for city getting more beautiful and brightness.
- Work voltage: AC90-250V
- Work temperature: -35°C ~ 75°C
- Life: 60-80 thousand hour
- Shine color: full color, single color
- Outline size: 50 x 60 x 1000mm(can design the size as customer demand)

• SPECIFICATIONS:

- Voltage: 110V/220V
- Power: 4-13W
- Color: full color
- LED quantity: 144pcs/m
- Specification: D 50 crystal tube
- Can customize tube size, effect and LED quantity






/ LED Dancing Floor /

DSL5120

- DMX address: set by key of digital tube
- LED: 108 purchase 5mm LED (36 R G B)
- Communication pattern: standard DMX signal
- Control system: LED controller (can by DMX512 signal)
- DMX connections: standard 3 pin connector
- Weight supporting: 1600kg
- Power: 80W
- Input voltage: AC100/240V, DC24V
- Works mode: fixed pattern/wink change/mixed color change/sound control
- Color range: RGB three basic colors, can make 16777216 kinds of color changes
- Outline: 980 x 980 x 105mm
- Packing: 1020 x 1020 x 125mm
- N.W: 60kg
- G.W: 66kg
- LED QUANTITY: R36 G36 B36



/ LED Dancing Floor /

DSL5121


- LED inductive brick, inductive touch to change, usb connectable to PC, 600kg, tempered glass, 330 x 330mm, 4.5kg, 9W full color LED
- Static load: 750kg
- Power supply: AC100V~240V/50~60Hz
- Power consumption: 113W (full load)
- Beam angle: 80 degrees
- Photometric: 112.5 LUX @ 1M/1500mlm
- Dimension: 1000 x 1000 x 105mm (LxWxH)
- Weight: 51.8kg



/ LED Vision Floor /

DSL5122

- LED Qty: 256pcs full color SMD 3-in-1 LED
- Lumious Flux: 145lm (white)
- Operating Temperature: 0~40°C
- Operating Humidity: 0~95%
- IP Rating: IP44
- Control System: LED Vision Studio DMX Hardware and software
- Signal Connector: 9-pin aeronautic connector
- Input Voltage: 90~264V AC
- Operating Current: 5V DC
- Max. Power Consumption: 60Watts
- Glass Surface: Tempered and optically treated multi-layer glass
- Fixture Housing: Injection Molded ABS
- Dimensions: L500 x W500 x H84mm
- Net Weight(kg): 15



/ LED Vision Panel /

DSL5130

- LED vision panel 600 x 600 x 110mm
- SMD 256 LEDs
- Can project graphics, animations, pictures, text, video, TV, DVD and more



/ LED Color Panel /

DSL5131


- 4 pixels 500 x 500mm
- 9 pixels 400 x 400mm
- 9 pixels 600 x 600mm
- 16 pixels 1000 x 1000mm
- 16 pixels 600 x 600mm
- 16 pixels 400 x 400mm
- DMX512
- Background for Bar, Disco & Club



/ LED Vision Panel /

DSL5132/DSL5133

- Module Size: 600 x 640mm
- Pixel Composition: 2R x 1G x 1B
- Module Resolution: 16 x 16
- Pixel Density (Plx /m²): 625
- Luminance (cd /m²): ≥ 3000; 1300
- Pitch (mm): 40mm
- Optimal Viewing Distance: 50-133m; 60m
- Max.Power Consumption: ≤ 120W/m²; < 75W/m²
- Average Power Consumption: ≥ 30W/m²; < 40W/m²
- Weight: 11kg/m²; 10kg/m²
- Driving Mode: static scanning
- Viewing Angle: Horizontal 70°, vertical 35°; Horizontal 120°, vertical 120°
- Driving Voltage (V): 4.5~5.5
- Color Gradations: 256 Gradations for Red, Green, Blue respectively
- IP Rating: IP65; IP65
- Video Frame Change Frequency: ≥ 60 (f/s)
- Control Mode: Real Time PC to Monitor
- PC Display Mode: 1024 x 768, 800 x 600; 1024 x 768, 800 x 600



- Screen Lifespan: ≥ 100,000hours
- Blind Pixel Rate: ≤ 0.0002
- Power Supply: AC100~240V 50~60Hz
- Effective Control Distance: ≤ 130m
- Operation Temperature: -10°C~50°C
- Operation Humidity: 10%~90%RH





/ LED Curtain /

DSL5140-DSL5143



- The LED curtain is star cloth with LED built in. It's made of flame resistant cloth and controlled by its controller (included). It can run to the beat of the music by its built-in audio function or static use. It's great for DJs performers and mobile applications.
- Size: available 2m x 3m, 2m x 4m and 4m x 6m
- Leds: 20leds/m2
- 4 mode of operation: DMX, Sound activation, auto run and all on

- Dimensions: 190 x 160 x 83mm
- Weight: 2.7kgs
- 3 output socket
- Power up to 1000 Leds
- LED curtain star single color DSL5140
- LED curtain RGB star DSL5141
- LED curtain Vision DSL5142
- DMX controller DSL5143



LED SHAPE DECO

/ Rechargeable LED Ball /

DSL5150

- LED Sphere, 250mm, 300mm, 30mm, 400mm, 500mm, 600mm
- Deco light for Club, Bar, Disco or swimming pool
- AC & Battery power



/ Rechargeable LED Egg /

DSL5151

- LED Sphere, H: 250mm, 350mm, 400mm
- Deco light for Club, Bar, Disco or swimming pool
- AC & Battery power



/ LED Club & Table /

DSL5152 / DSL5153

- LED club: 300 x 300mm, 400 x 400mm
- LED Sphere, 840mm
- Battery and AC input
- LED Deco light for Club, Bar, Disco or home
- AC & Battery powered



/ LED Water Drop & Pyramid /

DSL5154 / DSL5155

- LED Sphere, 840mm
- Battery and AC input
- LED Deco light for Club, Bar, Disco or home



/ LED Bucket /

DSL5156

- LED bucket: 900mm
- Battery and AC input

FLOWER POT

- H: 69cm
- H: 80cm
- H: 100cm
- LED Deco light for Club, Bar, Disco or home





/ Double Laser /


- Laser Power: Green (532nm) 40mw Red (650nm) 100mw
- Play Mode: Auto/Sound Activation/DMX512/Master-Slave linking
- Effect: Seven channels control with the function of "Black out"
- Power: AC110/220V 50/60Hz
- Size: 300 x 200 x 100mm
- Applicable for Disco hall, bar, KTV, Clubs, Family party etc.



DSL6001

/ Quad Laser /


- Laser Power: double Green (635nm) 60mw + double Red (650nm) 160mw
- Play Mode: Auto/Sound Activation/DMX512/Master-Slave linking
- Features: Seven channels control with the function of "Black out"
- Double red laser and green laser with four apertures
- Power: AC110/220V 50/60Hz
- Size: 600 x 180 x 100mm
- Applicable for Disco hall, bar, KTV, Clubs, Family party etc



DSL6002

/ RGY Laser Light /


- Laser Power: Green 40mw, Red 100mw
- Play Mode: Auto/Sound Activation/DMX512/Master-Slave linking
- Effect: RGY laser beam, more than 100 patterns
- Power: AC110/220V 50/60Hz
- Size: 300 x 200 x 100mm
- Applicable for Disco hall, bar, KTV, Clubs, Family party etc



DSL6003

/ Firefly Twinkling Laser /


- Firefly Twinkling Laser & RGY Laser beam
- Laser Power: Green (532nm) 40mw + Red (650nm) 100mw
- Play Mode: Auto/Sound Activation/DMX512/Master-Slave linking
- Effect: two lens firefly laser and RGY beam laser alternate appear in the sky. Advanced design program, unique blanking effect.
- Power: AC110/220V 50/60Hz
- Applicable for Disco hall, bar, KTV, Clubs, Family party etc



DSL6004

/ Laser Rain Curtain /

- Laser Power: Green (532nm) 50mw
- Play Mode: Auto/Sound Activation/DMX512/Master-Slave linking
- Effect: Laser beam show with more than 50 patterns
- Power: AC110/220V 50/60Hz
- Size: 240 x 220 x 140mm
- Applicable for Disco hall, bar, KTV, Clubs, Family party etc



DSL6005



/ Low Power Single Green Laser Light /

- Laser Power: Green (532nm) 30mw
- Play Mode: Sound Activation
- Effect: Laser beam show with more than 50 patterns
- Power: AC110/220V 50/60Hz
- Size: 240 x 220 x 140mm
- Applicable for Disco hall, bar, KTV, Clubs, Family party etc



DSL6006



/ Green & Violet Blue Laser /

- Laser Power: Green 40mw/Violet 150mw Green & Violet
- Play Mode: Auto/Sound Activation/DMX512/Master-Slave linking
- Effect: Green & Violet blue laser beam, more than 100 patterns
- Power Supply: AC110/220V 50/60Hz
- Size: 320 x 200 x 100mm
- Applicable for Disco hall, bar, KTV, Clubs, Family party etc



DSL6007

/ Red & Violet Blue Laser /

- Laser Power: Red 100mw/Violet 150mw Green & Violet
- Play Mode: Auto/Sound Activation/DMX512/Master-Slave linking
- Effect: Red & Violet blue laser beam, more than 100 patterns
- Power Supply: AC110/220V 50/60Hz
- Size: 320 x 200 x 100mm
- Applicable for Disco hall, bar, KTV, Clubs, Family party etc



DSL6008



/ Single Blue Laser Light /

- Laser Power: Blue (472nm) 50mw-200mw
- Play Mode: Auto/Sound Active/DMX512/Master-Slave linking
- Effect: single blue laser more than 100 patterns
- Power: AC110/220V 50/60Hz
- Size: 320 x 210 x 128mm
- Applicable for disco hall, clubs, KTV, family party etc




DSL6040



/ Low Power Single Red Laser Light /

- Laser Power: Red (650nm) 100mw
- Laser Diode: Solid state laser
- Play Mode: Sound activation
- Effect: Laser beam show with 50 patterns
- Power: AC110/220V 50/60Hz
- Size: 234 x 145 x 68mm
- Applicable for disco hall, clubs, KTV, family party etc



DSL6041



/ Moving Head Laser Light /

- Laser Power: Green (532nm) 150-300mw
- Moving angle: Accurate Step motor system, 360° in parallel, 270° in vertical
- Scanner: High speed Scanner Module, scan angle ±20°; input signal ±5V, linearity distortion<2%
- Features: More than 128 beam show and graphics show patterns, and with the function of unique blanking, frequently flashing, rotating, movement, billowing, zoom(+/-), drawing etc
- Effect: Laser beam show and Animation show
- Single: International Standard DMX512
- Play modes: Auto/Sound activation/DMX512(11 Channels)
- Power: AC110/220V 50/60Hz
- Size: 540 x 440 x 580mm
- Applicable for disco hall, clubs, KTV, family party etc



DSL6042



ANIMATION LASER LIGHT

/ Low Output Power RGY Animation Laser Light /

- Laser Power: Green (532nm) 60mw Red (650nm) 130mw RGY laser
- Scanner: High speed scanner module, scan angle ±20°; input signal ±5V linearity distortion<2%
- Features: Animation laser to create graphics show patterns, and with the function of unique blanking, frequently flashing, rotating, movement, billowing, zoom (+/-), drawing and color etc.
- Effect: Laser beam show and animation show
- Signal: International standard DMX512/ILDA standard connector
- Play modes: Auto/Sound activation/DMX (11 channels) /PC control (optional)
- Power: AC110/220V 50/60Hz
- Size: 300 x 200 x 100mm
- Applicable for Disco hall, bar, KTV, Clubs, Family party etc

DSL6009 / DSL6009A



/ Low Output Power Animation Laser Light /

- Laser Power: Green (532nm) 100-150mw single color
- Scanner: High speed scanner module, scan angle ±20°; input signal ±5V linearity distortion<2%
- Features: Animation laser to create graphics more than 128 beam show and graphics show patterns, and with the function of unique blanking, frequently flashing, rotating, movement, billowing, zoom (+/-), drawing and color etc.
- Effect: Laser beam show and animation show
- Signal: International standard DMX512/ILDA standard connector
- Play modes: Auto/Sound activation/DMX (11 channels) /PC control (optional)
- Power: AC110/220V 50/60Hz
- Size: 300 x 200 x 100mm
- Applicable for Disco hall, bar, KTV, Clubs, Family party etc


DSL6010



/ Animation Laser Light /

- Laser Power: Green 50mw, Red 200mw, Purple 150mw
- Scanner: 20kpps High speed scanner module, scan angle ±20°; input signal ±5V, linearity distortion<2%
- Features: RGP animation laser to create graphics, more than 128 beam show and graphics show patterns, and with the function of unique blanking, frequently flashing, rotating, movement, billowing, zoom (+/-), drawing and color etc.
- Effect: Laser beam show and animation show
- Signal: International standard DMX512/ILDA standard connector
- Play modes: Auto/Sound activation/DMX (11 channels) /PC control (optional)
- Power: AC110/220V 50/60Hz
- Size: 385 x 225 x 100mm
- Applicable for Disco hall, bar, KTV, Clubs, Family party etc

DSL6011






/ Full-Color Animation Laser Light /

- Laser Power: Green(532nm) 80mw/100mw/450mw
Red(650nm) 180mw/300mw/200mw
Blue(473nm) 80mw/100mw/200mw
- Scanner: High speed scanner module, scan angle $\pm 20^\circ$; input signal $\pm 5V$, linearity distortion < 2%
- Features: Animation laser to create graphics, more than 128 beam show and graphics show patterns, and with the function of unique blanking, frequently flashing, rotating, movement, billowing, zoom (+/-), drawing and color etc.
- Effect: Laser beam show and animation show
- Signal: International standard DMX512/ILDA standard connector
- Play modes: Auto/Sound activation/DMX (11 channels) /PC control (optional)
- Power: AC110/220V 50/60Hz
- Size: 450 x 300 x 128mm/700 x 450 x 230mm
- Applicable for Disco hall, bar, KTV, Clubs, Family party etc

DSL6050-DSL6052



/ Single Blue Animation Laser Light /

- Laser Power: Blue(473nm) 50mw-200mw
- High capacity and speed Microcontroller/DMX512/PC
- Scanner: High speed Scanner Module, scan angle $\pm 20^\circ$; input signal $\pm 5V$, linearity distortion < 2%.
- Effect: Blue laser Beam show and Animation Show
- Signal: International standard DMX512/ILDA standard connector
- Play modes: Sound activation/DMX (11 channels) /PC control
- Power: AC110/220V 50/60Hz
- Size: 400 x 300 x 128mm
- Applicable for Disco hall, bar, KTV, Clubs, Family party etc

DSL6053



TWINKLING LASER LIGHT

/ RGY Laser Light /

- Laser Power: Green (532nm) 50mw, Red (650nm) 110mw
- Play modes: Auto/Sound activation/DMX 512/Master-Slave linking
- Effect: Red firefly and green multi-patterns laser light, more than 2000 beams shot out from the aperture within 70 angles. The effect of rotating direction frequently flashing, swarming and twinkling looks like firefly in the sky. Advanced design program, unique blanking effect
- Power: AC110/220V 50/60Hz
- Size: 235 x 190 x 97mm
- Applicable for Disco hall, bar, KTV, Clubs, Family party etc

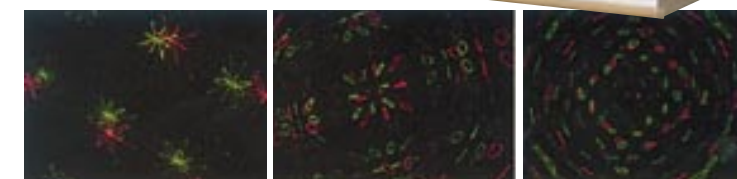
DSL6012



/ Red & Green Bubble Ring Laser Light /

- Firefly twinkling laser, Laser Power: Green (532nm) 50mw, Red (650nm) 100mw
- Play modes: Auto/Sound activation/DMX 512/Master-Slave linking
- Effect: Red firefly and green multi-patterns laser light, more than 2000 beams shot out from the aperture within 70 angles. The effect of rotating direction frequently flashing, swarming and twinkling looks like firefly in the sky. Advanced design program, unique blanking effect
- Power: AC110/220V 50/60Hz
- Applicable for Disco hall, bar, KTV, Clubs, Family party etc

DSL6013



/ Red & Green Butterfly Laser Light /

- RGY butterfly, Laser Power: Green (532nm) 50mw, Red (650nm) 100mw
- Play modes: Auto/Sound activation/DMX 512/Master-Slave linking
- Effect: Red, green and yellow butterfly laser effect, it can control the butterfly patterns to move and arbitrarily control according to several dozens kinds of tracks. Advanced arithmetic program design can realise the DMX512 signal control and stand-alone or master-slave linking synchronously working. Unique blanking effect
- Power: AC110/220V 50/60Hz
- Size: 300 x 85 x 95mm
- Applicable for Disco hall, bar, KTV, Clubs, Family party etc


DSL6014



/ Twinkling Laser Light /

- RGY 150mw, 8 patterns twinkling laser
- Laser Power: Green (532nm) 50mw, Red (650nm) 100mw
- Play modes: Auto/Sound activation/DMX 512/Master-Slave linking
- Effect: Red Green and Yellow firefly twinkling laser more than 2000 beams shot out from the aperture within 70 angles. The effect of rotating direction frequently flashing, swarming and twinkling looks like firefly in the sky. Advanced design program, unique blanking effect
- Power: AC110/220V 50/60Hz
- Size: 285 x 120 x 100mm
- Applicable for Disco hall, bar, KTV, Clubs, Family party etc

DSL6015





/ Red & Green mum Laser Light /

- Laser Power: Green (532nm) 50mw, Red (650nm) 100mw
- Play modes: Auto/Sound activation/DMX 512
- Effect: Red Green and Yellow firefly twinkling laser, more than 2000 beams shot out from the aperture within 70 angles. The effect of rotating direction frequently flashing, swarming and twinkling looks like firefly in the sky. Advanced design program, unique blanking effect
- Power: AC110/220V 50/60Hz
- Size: 285 x 140 x 100mm
- Applicable for Disco hall, bar, KTV, Clubs, Family party etc



DSL6016



MOVING HEAD

/ 575W Spot /

- Voltage: AC220V/110V
- Frequency: 50/60Hz
- Power Consumption: 800W
- Fuse: 10A
- Base: SFC10
- Lamp: HMI575W
- Color Temperature: 6000K
- Channel: 14DMX channels
- Gobo: 7 Gobos+ White
- Color: 7 Colors+ White
- Prism: one rotation 3-facet prism
- Flash: Double patches Dimming, Flash 1-10/s, speed controllable
- Heat Protection: One 85°C over heat protection thermostat
- Focus: Linear Zoom
- Fine: Horizontal Vertical Rotation angle 1.8°
- Reposition: Horizontal Vertical Rotation with the Photoelectric reset system, both with the automatic correct function.
- Horizontal Rotation Max: 270°
- Speed Adjustment: Horizontal Vertical 0-255 speed adjustable
- Color Wheel with the rainbow effect
- Gobo Wheel with the Positive & Reverse stream effect
- Outline: 440 x 420 x 460mm
- Packing: 510 x 500 x 570mm
- N.W: 28kg
- G.W: 32kg



DSL5200



/ Blue LED & Red, Green Firefly Laser Light /

- Laser Power: Green (532nm) 50mw, Red (650nm) 100mw
- Play modes: Auto/Sound activation/DMX 512
- LED power: Blue color 3W
- Play mode: AUTO/Sound activation/DMX512
- Effect: Blue LED as Background, Red, Green and Yellow firefly twinkling laser, more than 2000 beams shot out from the aperture within 70 angles. The effect of rotating direction frequently flashing, swarming and twinkling looks like firefly in the sky. Advanced design program, unique blanking effect
- Power: AC110/220V 50/60Hz
- Size: 230 x 241 x 160mm
- Applicable for Disco hall, bar, KTV, Clubs, Family party etc



DSL6019



/ 250W Spot /

- Voltage: AC220V/110V
- Frequency: 50/60Hz
- Power Consumption: 320W
- Fuse: 7A
- Lamp: MSD 250W
- Base: G Y 9.5
- Color Temperature: 6700K
- Channel: 14DMX channels
- Gobo: 7 Gobos+ White
- Color: 7 Colors+ White
- Prism: one rotation 3-facet prism
- Dimmer/Flash: Double patches Dimming, Flash 1-10/s, speed adjustable
- Heat Protection: One 85°C over heat protection thermostat
- Focus: Linear Zoom
- Reposition: Horizontal Vertical Rotation with the Photoelectric reset system, both with the automatic correct function.
- Speed Adjustment: Horizontal Vertical 0-255 speed controllable, LCD screen digital display menu function
- Fine: Horizontal Vertical Rotation angle 1.8°
- Horizontal Rotation Max: 450°
- Vertical Rotation Max: 270°
- Color Wheel with the rainbow effect
- Gobo Wheel with the Positive & Reverse stream effect
- OUTLINE: 430 x 370 x 480mm
- Packing: 480 x 440 x 610mm
- N.W: 22.5kg
- G.W: 25.5kg



DSL5201





/ 575W Spot /

- Voltage: AC220V/110V
- Frequency: 50/60Hz
- Power Consumption: 800W
- Fuse: 10A
- Lamp: HMI575W
- Color Temperature: 6000K
- Channel: 16DMX channels
- Fixed Gobo: 7 Gobos+White
- Auto-Rotation Gobo: 6 Gobos+White
- Color: 7 Colors+White
- Prism: one rotation 3-facet prism
- Flash: Double-Patches Dimming, Flash 1-10/s, speed controllable
- Heat Protection: One 85°C over heat protection thermostat
- Focus: Linear Zoom
- Fine: Horizontal Vertical Rotation angle 1.8°
- Reposition: Horizontal Vertical Rotation with the Photoelectric reset system, both with the Photoelectric reset system, both with the automatic correct function
- Horizontal Rotation Max: 450°
- Vertical Rotation Max: 270°
- Speed Adjustment: Horizontal Vertical-0-255 speed adjustable
- Color Wheel with the rainbow effect
- Gobo Wheel with the Positive & Reverse stream effect
- Outline: 470 x 380 x 480mm
- Packing: 560 x 500 x 590mm
- N.W: 31.5kg
- G.W: 35.5kg

DSL5202



/ 250W Spot /

- Rotated power consumption: 320W
- Fuse: 6A
- Bulb: MSD250W
- Socket: G9.5
- Channel: 14DMX channel
- Outline size: 340 x 360 x 580mm
- Packing size: 480 x 440 x 630mm
- Net Weight: 20.5kg
- Gross Weight: 23kg
- Gobo wheel: one rotating gobo wheel bi-directional, speed-controllable, with rotateeffect
- Color wheel: one color wheel/7 main colors+open/half-color swich and high speed rainbow effect
- Prism: one rotating 3-prism
- Dimmer/flash: dimmer, flash rate 1-10/second, speed controllable
- Over heat protection: with one 75° over heat protection thermostat
- Focus: linear gradual focus lens
- Fine: Pan/Tilt fine 1.8°
- Reposition: photo-electronic reposition system, both with self-correction function
- Pan max: 450°
- Tilt max: 270°
- Speed-adjustable: Pan/Tilt 0-255 speed controllable
- Color temperature: 4000k
- LCD screen, digital display menu function

DSL5203



DMX Control Channel	
Channel 1	Shutter strobe
Channel 2	Dimmer
Channel 3	Pan
Channel 4	Tilt
Channel 5	Color
Channel 6	Gobos
Channel 7	Rataing gobos index
Channel 8	Focus
Channel 9	Prism
Channel 10	Prism rotation
Channel 11	Pan 16 bit
Channel 12	Tilt 16 bit
Channel 13	pan/Tilt speed
Channel 14	Reset

/ 575W Spot Patterns Light /

- 14/16 channel control
- Bulbs: PHILIPS MSR 572/2
- Power: AC220V-250V/50-60Hz/1000W
- Optical System: Prism-emllipsoid parabolic reflector bowls and fresnel thread-efficient optical system components
- Electronic focal cariation output angle (15°, 18°, 22°)
- Two-color rotating color: color wheel 1:9+color white, two-way roller-color effect
- Color wheel 2:6 white color+high/low temperature+UV UV
- Logo: rotating logo wheel: 6-chip drsigns can be replaced, two-way rotation, rolling water effects
- Jitter logo wheel: Three are nine fixed-metal logos, a pictorial effect of jitter and rolling water
- Electronic zoom, zoom levels
- A high-speed rotating prism and built-in prism effect procedures
- Dimming: 0 to 100%
- Stroboscopic: 1-10/sec, built-in strobe-effect of the merger
- 4 LED address showing, has a special menu adjustmen
- Console can control light bulbs and reset switch
- Horizontal angle 530°, 8/16BIT conditioning, reversing choose
- Verical angle 280°, 8/16BIT conditioning, reversing choose
- Horizontal/vertical automatic correction
- Size: 545 x 535 x 675mm
- Weight: 37kg

DSL5204



/ 575W Wash Light /

- 14/16 channel control
- Bulbs: PHILIPS MSR 572/2
- Power: AC220V-250V/50-60Hz/1000W
- Optical System: Prism-emllipsoid parabolic reflector bowls and fresnel thread-efficient
- Optical system components
- Electronic focal cariation output angle (7-28°)
- Color: color wheel 7color+white, two-way roller-color effect CMY limitless blending system
- Wide beam effect: can be in 0-180° adjustment
- Dimming: 0-100%
- Stroboscopic: 1-10/sec, built-in strobe-effect of the merger
- 4 LED address showing, has a special menu adjustment
- Console can control light bulbs and reset switch
- Horizontal angle 530°, 8/16BIT conditioning, reversing choose
- Verical angle 280°, 8/16BIT conditioning, reversing choose
- Horizontal/vertical automatic correction
- Size: 545 x 535 x 675mm
- Weight: 37kg

DSL5205





/ 1200W Spot /

- Voltage: AC220V-240V
- Frequency: 50/60Hz
- Power Consumption: 1500W
- Fuse: 20A
- Lamp: HMI1200W/S x S
- Color Temperature: 6000K
- Base: SFC10-4
- Channel: 16/18DMX channels
- Dimmer/Flash: Double patches Dimming, Flash 1-10/s, speed changeable
- Color Wheel 1: Basic 7 colors+white/with rainbow effect
- Gobo Wheel 2: Basic 7 colors+white
- Fixed Gobo: 4gobos+white
- Gobo Rotation: Bidirectional rotation, speed adjustable and use the high efficiency hall reset device
- Prism Rotation: one 3-facet Prism one Incline Mirror one Grads Mirror one Pillar Mirror/use high efficiency hall reset device
- Iris: one adjustable Iris Focus: Lineaf focus
- Color Temperature Wheel: 2 color Temperature Mirror + 1 Frost Mirror + 15-facet Prism
- Horizontal rotation angle maximum 450° Vertical rotation angle maximum 270°
- Fine: Horizontal Vertical rotation angle 1.8°
- Over heat protection: 100°C overheat protection
- Reset: Horizontal Vertical rotation use the photoelectric reset device, both with auto rectify function
- Speed Adjustment: Horizontal Vertical speed from 0-255 adjustable

DSL5206



- Improved basic on the original product, most of the inside structures are modified, top professional lighting design technology are completely adopted
- Steady function, durable and working in any vile environment is available
- Main structures composed of Aluminum alloy, oxidize processed, solid and firm
- Super brightness light lankbeam temperature up to 6000K
- Assorted filght case convenient for transportation protection during show
- Rampant appearance conform to Chinese taste and standard
- Microcomputer controls system, strengthen the accurate running of lighting
- Outline: 560 x 380 x 480mm
- Packing: 650 x 450 x 850mm
- N.W: 58kg
- G.W: 78kg

/ 1200W Wash /

- Voltage: AC220V-50/60Hz
- Power Consumption: 1500W
- Lamp: HTI 1200W/SE or MSR 1200SA
- Base: GY22
- Lamp ON/OFF: Independent DMX512 control
- Brightness: 105,000 Lumen
- Color Temperature: 5400K
- Lamp Work Life: 750 Hours
- Communication Protocol: USITT DMX512
- Control Channel: 17/21/23/24/30 5 kinds of channel mode are selectable
- Display: English LCD patten display, infinite rotary and adjustable slider select Menu
- Cooling System: Fan speed adjustable automatically
- Pan/Tilt: Use double function, high precision photoelectric device, with automatic rectify and reset function 16 bit resolution
- Data Input/Output: 3Pins 5Pins standard connector
- Pan/Tilt: 540° 280°
- Zoom: 10-44° electronic linear zoom system
- Dimmer/Flash: 1-10/s high speed, adjust the flash effect
- CMYK: 0-100% 4 teams of the CMYK color change, infinite color mixing is available, MACRO configuration
- Color: Double color wheel, with temperature Up/Down, linear color change, high speed rainbow stream effect
- Infra-red ether net control function
- Outline: 621 x 536 x 620mm
- Packing: 681 x 596 x 800mm
- N.W: 41kg
- G.W: 66kg

DSL5208



/ 1200W Spot /

- Voltage/Frequency: AC220V/50-60Hz
- Power Consumption: 1500W
- Lamp: HTI 1200W/SE or MSR 1200SA
- Base: GY22
- Lamp ON/OFF: Independent DMX512 control
- Brightness: 105,000 Lumen
- Color Temperature: 5400K
- Lamp Work Life: 750 Hours
- Communication Protocol: USITT DMX512
- Control Channel: 24/24/32 3 kinds of channel mode are selectable
- Pan/Tilt: 540° 280°
- Focus: Independent electronic linear focus
- Frost Effect: Dynamoelectric Independent adjustable
- Display: English LCD patten display, infinite rotary and adjustable slider select Menu
- Cooling System: Fan speed adjustable automatically
- Pan/Tilt: Use double function, high precision photoelectric device, with automatic rectify and reset function 16 bit resolution
- Data Input/Output: 3 Pins 5 Pins standard connector
- Zoom: 13-42° electronic linear zoom system, infinitely zoom out beam and gobo function
- Dimmer/Flash: 1-10/s high speed, adjust the flash effect
- CMYK: 0-100% 4 teams of the CMYK color change, high speed rainbow stream effect.

DSL5207



- Color Wheel 1: 6 changeable glass gobo+white
- Gobo Wheel 1: 6 changeable glass gobo+white
- Iris: Dynamoelectric 10-100% linearly adjusting the beam
- Infra-red ether net control function
- Outline: 616 x 539 x 619mm
- Packing: 676 x 596 x 800mm
- N.W: 51.5kg
- G.W: 76.5kg

/ Single Arm 250W Spot /

- Voltage: AC220V
- Frequency: 50-60Hz
- Power Consumption: 320W
- Fuse: 7A
- Lamp: MSD 250W
- Base: GY9.5
- Color Temperature: 6700K
- Channel: 8 DMX channels
- Flash: 1-10/s
- Horizontal Rotation: Maximum angle 540°
- Vertical Rotation: Maximum angle 270°
- Color Wheel: 9 colors+heating up+cooling down+white
- With high speed rainbow effect and use the high efficient hall reset device
- Rotary Gobo Wheel: Bidirectional speed adjustment stream effect and use the high efficient hall reset device
- Gobo Rotation: Bidirectional rotation
- Overheat Protection: 100°C overheat protection thermostat
- Speed Adjustment: X/Y Pan/Tilt fast slow is selectable
- Rest: Horizontal Vertical rotation use the photoelectric reset device both with automatic rectify function
- Outline: 340 x 280 x 490mm
- Packing: 430 x 350 x 560mm
- N.W: 13.8kg
- G.W: 15.9kg

DSL5209






/ 250W Wash /

- Voltage: AC220V/110V
- Frequency: 50-60Hz
- Power Consumption: 200W
- Fuse: 5A
- Lamp: HIT 150W
- Base: GY9.5
- Color Temperature: 6000K
- Channel: 8 DMX channels
- Gobo: 7 Gobos+ White
- Color: 7 Colors+ White
- Flash: Flash rate 1-10/s, speed controllable
- Heat Protection: One 85°C over heat protection thermostat
- Reposition: Horizontal Vertical Rotation with the inching switch reset system
- Horizontal Rotation Max: 450°
- Vertical Rotation Max: 270°
- Speed Adjustment: Horizontal Vertical 0-255 speed adjustable
- Color Wheel Gobo Wheel with the stream effect
- Outline: 340 x 270 x 390mm
- Packing: 380 x 340 x 450mm
- N.W: 12kg
- G.W: 14kg



DSL5210



HIGH POWER DMX SCANNER / BARREL LIGHT

/ Scanner /

- Voltage: AC220-240V/110V
- Frequency: 50-60Hz
- Power Consumption: 800W
- Fuse: 10A
- Bulb: HMI 575W
- Color Temperature: 6500K
- Over Heat Protection
- Socket: SFC-10
- 6 DMX Channel:
 1. Color Wheel: 6 Main Colors+Pone
 2. Potate Gobo: 5 Gobos+ Open/with one color Gobo
 3. Gobo Rotation: With high rotation effect
 4. Flash: Flash rate 1-11/second, speed adjustable
 5. Pan MAX: 180°
 6. Tilt MAX: 45°
- Outline Size: 940 x 430 x 240mm
- Packing Size: 1000 x 490 x 300mm
- Net Weight: 32kg
- Gross Weight: 35.5kg

DSL5250



/ Par Light /

- Voltage: AC220V/110V
- Frequency: 50-60Hz
- Power Consumption: 1100W
- Fuse: 7A/15A
- Lamp: CP60/61/62
- Base: GY9.5
- Color Temperature: 3500K
- Channel: 9 DMX channels
- Dimmer/Flash: Flash speed changeable
- Fine: Horizontal Vertical rotation angle 18°
- Reset: Horizontal Vertical rotation use the photoelectric reset device, both with auto rectify function
- Horizontal Rotation Maximun angle 450°
- Vertical Rotation Maximun angle 270°
- Speed Adjustment: Horizontal Vertical 0-255 speed adjustable
- LCD display Menu select function
- Outline: 410 x 400 x 490mm
- Packing: 480 x 440 x 670mm
- N.W: 20kg
- G.W: 24kg



DSL5211



/ Scanner 300W /

- Voltage: AC220-240V/110V-120V
- Frequency: 50-60Hz
- Power Consumption: 300W
- Fuse: 5A
- Bulb: MSD 250W
- Color Temperature: 5600K
- Over Heat Protection
- Sound control
- 4 DMX Channel:
 1. Pan MAX: 180°
 2. Tilt MAX: 80°
 3. Gobo: 12 Gobos+ Open/Flash/With bidirectional rotate effect
 4. Color Wheel: 11 Main Colors+ Open/With bidirectional rotate effect
- Outline Size: 590 x 220 x 190mm
- Packing Size: 640 x 280 x 250mm
- Net Weight: 15kg
- Gross Weight: 16kg

DSL5251







/ Triton DMX LED Scanner/250W Spot Scanner /

DSL5252 / DSL5253

- Voltage: AC220-240V/110V-120V
- Frequency: 50-60Hz
- Power Consumption: 300W
- Fuse: 3A
- Bulb: ELC24V 250W
- Color Temperature: 3000K
- 4 DMX Channel:
 1. Pan MAX: 180°
 2. Tilt MAX: 80°
 3. Color Wheel/Gobo Wheel: 8 colors 8 Gobos+Open/with bidirectional rotate effect
 4. pen: Bulb ON/OFF with remote control function (cibtrikker) with sound control/self-control system
- Outline Size: 450 x 190 x 170mm
- Packing Size: 500 x 240 x 220mm
- Net Weight: 10.8kg
- Gross Weight: 12kg

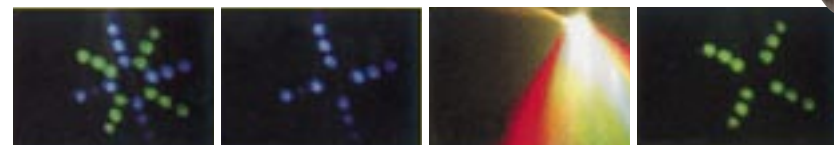

- Voltage: AC110V/220W
- Frequency: 50~60Hz
- Rated Power Consumption: 300W
- Fuse: 3A
- Lamp: 24V/250W
- 5DMX Channel:
 1. Pan Max: 150°
 2. Tilt Max: 80°
 3. Color
 4. Gobo
 5. Blackout
- Sound control
- Outline Size: 500 x 160 x 200mm
- Packing Size: 600 x 240 x 280mm
- Net Weight: 5.5kg
- Gross Weight: 6.5kg



/ Titan DMX LED Barrel Scanner /

DSL5254

- Voltage: AC220-240V/110V-120V
- Frequency: 50-60Hz
- Power Consumption: 300W
- Fuse: 3A
- Bulb: ELC 24V 250W
- Color Temperature: 3000K
- 4 DMX Channel:
 1. Pan MAX: 180°
 2. Tilt infinitely rotate
 3. Color Wheel/Gobo Wheel: 8 colors 8 Gobos+Open bidirectional rotate effect
 4. pen: Bulb ON/OFF with remote control function (controlled by controller) with sound control/self control system
- Outline Size: 450 x 190 x 170mm
- Packing Size: 500 x 240 x 220mm
- Net Weight: 10.8kg
- Gross Weight: 12kg



/ Scanner 1200W /

DSL5255

Scanner used in Stage, theatre, multifunctional hall and other places of entertainment widely, as its both quiet and quick special light effect of scanning. Can be controlled by DMX512

- Voltage: AC220V-240V
- Frequency: 50-60Hz
- Power Consumption: 1500W
- Fuse: 15A
- Lamp: HMI1200W
- Color Temperature: 6500K
- Base: SFC-15
- 14DMX Channel
- Flash: Flash rate 1-7/second speed adjustable
- Dimmer: Double-plate Dimmer
- Pan: Max 180°
- Tilt: Max 80°
- Color Wheel: 7 Colors+Open
- Fixed Gobo: 4Gobos+Open/1 Glass Gobo
- Dynamic Gobo: 4Gobos+open/1 Glass Gobo
- Gobo self-rotation: With high speed rotation effect
- Iris: One adjustable Iris
- Focus: Linear adjustable focusing lens
- Moving Prism: 3-facet prism+Slant prism+Rank prism+Pillar prism
- PrismSelf-rotation: With the high speed rotation effect
- Fixed Prism: 2Color temperature lenses+Fog prism+4-fanet prism
- Reset: Reset after 5s
- Outline Size: 1190 x 430 x 240mm
- Packing Size: 1250 x 490 x 300mm
- Net Weight: 43kg
- Gross Weight: 47.5kg



/ 150W Spot Scanner / Barrel /

DSL5256 / DSL5257

- Voltage: AC220/110V
- Frequency: 50-60Hz
- Power Consumption: 250W/300W
- Fuse: 3A/5A
- Lamp: HTI 150W
- Color Temperature: 6000K
- Base: GY9.5
- 8 DMX Channel:
 1. Flash
 2. Dimmer
 3. Pan
 4. Tilt
 5. Color Wheel
 6. Gobo
 7. Gobo Rotation
 8. Reset
- With sound activate mode
- Outline Size: 590 x 300 x 230mm
- Packing Size: 690 x 420 x 260mm
- Net Weight: 8.8/8.9kg
- Gross Weight: 10.5/10.6kg





/ Skyrose City Light /

- Voltage: AC220V
- Frequency: 50-60Hz
- Power Consumption: 2800W
- Bulb: HMI 2500W/GS
- Color Temperature: 6000K
- Color Wheel: 4 Main Color Mixing, 24 beams/with auto-rotating function
- Pan: 120° Level
- Beam Distance: 3KM
- Outline Size: 730 x 640 x 840mm
- Packing Size: 930 x 560 x 910mm
- Net Weight: 71kg
- Gross Weight: 83kg

- Application:**
- Coloration for big building, resort mountain, symbolized architecture, stadium and theatre.
 - Customized color



DSL5258



/ Search Light /

- Voltage: AC220-240V
- Frequency: 50-60Hz
- Power Consumption: 3500W
- Size: 700 x 800 x 1100mm
- Weight: 93kg
- Beam: 30° (3-5km)-3000W
90° (10-15km)-7000W
- Pan angle: 110°
- Tilt angle: 40°
- IP44

- Application:**
- High Building scanning
 - Big Performance scanning



DSL5259



/ 1500W Strobe /

- Voltage: AC220V/110V
- Power Consumption: 1500W
- Light Source: 1500W strobe tube
- Fuse: 20A
- Function: Single light speed adjustable, inside with dimmer function. Can be controlled by controller box (order)
- Outline: 500 x 140 x 220mm
- Packing: 550 x 190 x 290mm
- N.W: 4.7kg
- G.W: 5.4kg



/ 750W Strobe /

- Voltage: AC220V
- Power Consumption: 750W
- Fuse: 3A
- Light Source: 750W strobe tube
- Function: Can be controlled in phase, linkled with several lights
- Outline: 410 x 216 x 198mm
- Packing: 420 x 230 x 170mm 1pcs
440 x 360 x 480mm 4pcs
- N.W: 3kg
- G.W: 3.6kg



/ Beauty Strobe /

- Voltage: AC220V/110V
- Power Consumption: 75W/45W
- Light Source: 75W/45W strobe tube
- Function: 4pcs can be controlled together 5 colors are available
- Outline: 200 x 200 x 340mm
- Packing: 220 x 220 x 350mm 1pcs
460 x 460 x 370mm 4pcs
- N.W: 1.5/6kg
- G.W: 2/8.4kg



/ 35W Strobe /

- Voltage: AC220V/110V
- Frequency: 50/60Hz
- Power Consumption: 35W
- Lamp: 20W flash tube
- Function: High brightness, low consumption and convenient for installation and maintenance, flash, speed, adjustable
- Outline: 150 x 110 x 55mm
- Packing: 165 x 120 x 60mm
- N.W: 0.25kg
- G.W: 0.3kg



DSL5300



DSL5301



DSL5302 / DSL5302A



DSL5303





/ DMX 3000W Strobe /

- Voltage: AC220V/110V
- Power Consumption: 3000W
- Light Source: 1500W x 2 Strobe tube
- Fuse: 32A
- Function: Adjusting the light and speed via the controller of fader is available
Use the IP code or controller to realize the single and double tube switch
- Outline: 500 x 220 x 290mm
- Packing: 650 x 220 x 380mm
- N.W: 6kg
- G.W: 7kg



DSL5304



/ DMX 1500W Strobe /

- Voltage: AC220V/110V
- Power Consumption: 1500W
- Light Source: 1500W Strobe tube
- Fuse: 20A
- Function: Adjusting the light and speed via the fader
Adjusting the light and speed via the controller of fader
- Outline: 500 x 220 x 130mm
- Packing: 550 x 190 x 310mm
- N.W: 5kg
- G.W: 6kg



DSL5305



/ DMX 750W Strobe /

- Voltage: AC220V/110V
- Power Consumption: 750W
- Light Source: 750W Strobe tube
- Fuse: 10A
- Function: Adjusting the light and speed via the fader
Adjusting the light and speed via the controller of fader
- Outline: 370 x 230 x 240mm
- Packing: 410 x 190 x 310mm
- N.W: 3.7kg
- G.W: 4.4kg



DSL5306



/ Square Flash Bulb /

- Voltage: AC220V/110V
- Power Consumption: 5W each bulb
- Function: Low consumption and price convenient for installation maintenance and replacement. Auto-flash type multi-color
- Color: Red Yellow Blue Green White
- Outline: 112 x 54 x 52mm
- Packing: 118 x 62 x 56mm 1pcs
610 x 290 x 290mm 100pcs
- N.W: 0.08kg
- G.W: 0.082kg x 1pcs
8.2kg x 100pcs
- Frequency: 50/60Hz
- Lamp: 5W flash tube
- Worklife: 10,000,000 time




DSL5307



EFFECT LIGHT FOR STAGE, CLUB BAR OR HOME PARTY

/ Double Ball II /

- Voltage: AC220V/110V
- Frequency: 50-60Hz
- Power Consumption: 330W
- Bulb: 24V/150W x 2
- Fuse: 3A/5A
- Socket: GX5.5
- Motor: DC12V/30rpm
- Color: 6 colors basic
- Feature: rotate unlimitedly
rate in pan/tilt direction
- Outline: 450 x 160 x 360mm
- Packing: 440 x 440 x 300mm
- N.W: 5.8kg
- G.W: 7.3kg



DSL5400

/ Mini Mushroom /


- Voltage: AC220V/110V
- Frequency: 50-60Hz
- Power Consumption: 650W
- Bulb: 120V/300W x 2
- Fuse: 5A/10A
- Socket: G6.35
- Motor: DC12V/40rpm
- Color: 6 colors
- Outline: 290 x 290 x 360mm
- Packing: 290 x 290 x 380mm
- N.W: 2.9kg
- G.W: 3.6kg



DSL5401

/ Moon Flower /

- Voltage: AC220V/110V
- Frequency: 50-60Hz
- Power Consumption: 70W
- Bulb: BRL12V/50W
- Fuse: 3A/5A
- Socket: GX5.3
- Motor: AC220V/5rpm(AC110V/5rpm)
- Color: 4 colors
- Outline: 200 x 140 x 125mm
- Packing: 250 x 210 x 190mm
- N.W: 1.5kg
- G.W: 1.9kg




DSL5402



/ Magic Ball Blue /

- Voltage: AC220V/110V
- Frequency: 50-60Hz
- Power Consumption: 330W
- Bulb: 220V/300W(110V/300W)
- Fuse: 3A/5A
- Socket: GX5.5
- Motor: AC220V/5rpm(AC100V/5rpm)
- Color: Blue
- Feature: Pan rotate unlimitedly
- Outline: 200 x 200 x 330mm
- Packing: 220 x 220 x 350mm 1pcs
460 x 460 x 370mm 4pcs
- N.W: 1.8kg
- G.W: 2.2kg




DSL5403



/ Double Derby /

- Voltage: AC220V/110V
- Frequency: 50-60Hz
- Power Consumption: 650W
- Bulb: 120V/300W x 2
- Fuse: 5A/10A
- Socket: G6.35
- Motor: DC12V/45rpm
- Color: 6 colors
- Outline: 430 x 400 x 280mm
- Packing: 440 x 440 x 300mm
- N.W: 6.9kg
- G.W: 8.2kg




DSL5406



/ Magic Ball Blue /

- Voltage: AC220V/110V
- Frequency: 50-60Hz
- Power Consumption: 330W
- Bulb: 220V/300W(110V/300W)
- Fuse: 3A
- Socket: GX5.3
- Motor: 220V/5rpm(100V/5rpm)
- Color: 4 colors
- Feature: unlimited rotate in level direction
- Outline: 320 x 320 x 510mm
330 x 330 x 540mm
- Packing: 320 x 320 x 510mm
320 x 320 x 580mm
- N.W: 2.9kg/4.6kg
- G.W: 3.9kg/5.6kg



DSL5404



/ Cross Rain Bow /

- Voltage: AC220V/110V
- Frequency: 50-60Hz
- Power Consumption: 650W
- Bulb: 120V300W x 2 230V300W x 2
- Fuse: 5A
- Socket: R7s
- Motor: DC12V/45rpm
- Color: 4 colors
- Outline: 380 x 380 x 430mm
- Packing: 390 x 390 x 460mm
- N.W: 4.3kg
- G.W: 4.7kg



DSL5407




/ Multi Moon Flower /

- Voltage: AC220V/110V
- Frequency: 50-60Hz
- Power Consumption: 280W
- Bulb: ELC 24V/250W
- Fuse: 3A/5A
- Socket: GX5.3
- Motor: AC220V/5rpm(AC110V/5rpm)
AC220V/20rpm(AC110V/20rpm)
- Color: 7 colors+ white/rainbow effect
- Gobo wheel: 8 gobos rotate
- Outline: 380 x 300 x 180mm
- Packing: 390 x 340 x 250mm
- N.W: 6kg
- G.W: 6.9kg




DSL5405



/ Super Light /

- Voltage: AC220V/110V
- Frequency: 50-60Hz
- Power Consumption: 550W/850W
- Bulb: 230V500W(120V800W ring shaped lamp)
- Fuse: 5A/10A
- Socket: GX9.5
- Motor: DC12V/45rpm
- Color: 4 colors
- Outline: 340 x 340 x 370mm
- Packing: 360 x 360 x 390mm
- N.W: 5.1kg
- G.W: 6.2kg



DSL5408





/ Triple Butterfly Triple Rainbow /

DSL5409


- Voltage: AC220V/110V
- Frequency: 50-60Hz
- Power Consumption: 650W
- Bulb: 120V/300W x 2
- Fuse: 5A/10A
- Socket: G6.35
- Motor: DC12V/45rpm
- Color: 6 colors
- Outline: 430 x 400 x 290mm
- Packing: 440 x 440 x 320mm
- N.W: 7kg
- G.W: 8.2kg



/ Double Ball II /

DSL5410

- Voltage: AC220V/110V
- Frequency: 50-60Hz
- Power Consumption: 330W
- Bulb: 24V/150W x 2
- Fuse: 3A/5A
- Socket: GX5.3
- Motor: 12V30rpm
- Color: 4 colors
- Feature: unlimitedly in pan/tilt direction
- Outline: 480 x 180 x 350mm
- Packing: 480 x 290 x 410mm
- N.W: 6kg
- G.W: 7.3kg



/ Big Mushroom /

DSL5411


- Voltage: AC220V/110V
- Frequency: 50-60Hz
- Power Consumption: 650W
- Bulb: 120V/300W x 2
- Fuse: 5A/10A
- Socket: G6.35
- Motor: DC12V/45rpm
- Color: 5 colors
- Outline: 350 x 350 x 460mm
- Packing: 380 x 380 x 530mm
- N.W: 5.1kg
- G.W: 6.6kg



/ 3 Ball Light /

DSL5412

- Voltage: AC220V/110V
- Frequency: 50-60Hz
- Power Consumption: 330W
- Bulb: 12V/100W x 2
- Fuse: 3A/5A
- Socket: GX5.3
- Motor: 12V/30rpm
- Color: 6 colors
- Features: Pan/Tilt rotate limited



/ Illusion Honeycomb Light /

DSL5413

- Voltage: AC220V/110V
- Frequency: 50-60Hz
- Power Consumption: 650W
- Bulb: 120V/300W x 2
- Fuse: 5A/10A
- Socket: G6.35
- Motor: DC12V/45rpm
- Color: 4 colors
- Outline: 310 x 310 x 430mm
- Packing: 320 x 320 x 480mm
- N.W: 3.4kg
- G.W: 4.5kg



/ Smile Light /

DSL5414

- Voltage: AC220V/110V
- Frequency: 50-60Hz
- Power Consumption: 650W
- Bulb: 230V/300W x 2 (120V/300W x 2)
- Fuse: 5A
- Socket: R7S
- Motor: DC12V/45rpm
- Color: 4 colors
- Outline: 310 x 310 x 430mm
- Packing: 320 x 320 x 480mm
- N.W: 3.6kg
- G.W: 4.7kg






/ Plastic Scanner/ Barrel Moon Color /

DSL5415 / DSL5415B

- Voltage: AC220V/110V
- Frequency: 50-60Hz
- Power Consumption: 70W
- Fuse: 3A
- Bulb: BRL 12V/50W
- Socket: GX5.3
- Motor: AC220V/10rpm x 2 (AC110V 10rpm x 2)
AC220V/20rpm (AC110V 20rpm)
- Color Reflector: 4 colors
- Lamp: BRL 12V50W
- Outline: 420 x 240 x 160mm
- Packing: 490 x 240 x 240mm
- N.W: 2.3kg
- G.W: 3kg



/ Mini magic Ball /

DSL5418

- Voltage: AC220V/110V
- Frequency: 50-60Hz
- Power Consumption: 130W
- Bulb: 230V/150W x 2
- Fuse: 3A
- Socket: GX5.3
- Motor: DC12V/45rpm
- Color: 4 colors
- Outline: 200 x 200 x 330mm
- Packing: 200 x 200 x 350mm 1pcs
460 x 460 x 370mm 4pcs
- N.W: 1.8kg
- G.W: 2.2kg



/ Single Derby /

DSL5416


- Voltage: 220V/110V
- Frequency: 50-60Hz
- Power Consumption: 650W
- Bulb: JCD120V/300W x 2
- Fuse: 5A
- Socket: G6.35
- Motor: DC12V/45rpm
- Color: 6 colors
- Outline: 430 x 410 x 210mm
- Packing: 470 x 440 x 240mm
- N.W: 6.3kg
- G.W: 7.5kg



/ Image Light /

DSL5419


- This light use the latest optic technology of the USA.
- Excellent beam output, beam of light equality
- The projected image of the image patch and shutter is very clear
- Accurate optic system: high efficient optical lens
- The high performance HPL575W/750W lamp
- Outstripping others 1200W light, brightness promoted 80%, power saving up to 50%. light using excellent quality and high pressure cast aluminum case
- With beautiful appearance; excellent cooling effect.
- Use infrared ray reflector, biconvex lens, function of high brightness, homogeneous facula, lower beam and light temperature, then prolong lamp work life, reduce light source using cost for user.
- Input Voltage: 220V 50Hz
- Power: 750W
- Color Temperature: 32000K
- Socket: G9.5
- Color Index: Ra > 92
- Bulb: HPL750W/575W
- Angle type: 19° 25° 36° 50°
- Outline: 520 x 225 x 225mm
- Packing: 600 x 240 x 240mm
- N.W: 6kg
- G.W: 7kg



/ Single Rank /

DSL5417

- Voltage: AC220V/110V
- Frequency: 50-60Hz
- Power Consumption: 310W
- Bulb: 24V/250W
- Fuse: 3A/5A
- Socket: G6.35
- Motor: DC12V/20rpm
- Color: 4 colors
- Features: Pan/Tilt can rotate unlimitedly



/ Par Light /

DSL5420

- Outline: 225 x 225 x 465mm 1pcs
- Packing: 705 x 480 x 490mm 4pcs
- N.W: 1.6kg/9.5kg
- G.W: 2.2kg/13.2kg



DSL5421

- Outline: 198 x 198 x 270mm 1pcs
- Packing: 620 x 415 x 560mm 12pcs
- N.W: 0.95kg/11.4kg
- G.W: 1.1kg/14kg



DSL5422

- Outline: 203 x 203 x 354mm 1pcs
- Packing: 205 x 205 x 360mm 6pcs
- N.W: 1.03kg/6.18kg
- G.W: 1.23kg/8.5kg



DSL5423

- Voltage: AC220V/110V
- Frequency: 50/60Hz
- Bulb: 6V/30W
- Outline: 120 x 120 x 170mm 1pcs
- Packing: 635 x 260 x 360mm 20pcs
- N.W: 1kg/20kg
- G.W: 1.1kg/23kg





/ Mirror Ball /

DSL5560

/ Color Mirror Ball /
2"/6"/8"/12"/16"/18"/20"



DSL5561

/ Disco Light Set2 /

•Contains a glass mirror ball, fixing chain, mirror ball motor and a PAB36 spot light with 4 coloured gels. 30W 6V lamp supplied.



DSL5562

/ Disco Light Set3 /

•A party lighting kit including a mirrorball, motor and PAR36 spotlight with rotating colour wheel. Packed in full colour gift box.




/ Quatro Light /

DSL5430

•The Quatro is a 4 channel DMX-Floodlight. 4 x 500W colour mixing by 4 DMX channels of red, green, yellow and blue, creating a wide spectrum of colours. The Quatro is very compact, light weighed(8.3kg) and each colour can be dimmed and mixed separately by DMX. The Quatro is your ideal partner for disco, stage and on the road because it has an excellent price/quality balance.

- MIDI- Controlled
- DMX512
- Lamp: 4 x R7S 240V/500W
- Dimensions: 400 x 175 x 230mm(LxWxH)
- Weight: 9.24kg



/ Blank Light Holders /

DSL5450

- Voltage: AC220V
- Power Consumption: 30W
- Bulb: 20W black fluorescence tube(matching)
- Lamp base: Fluorescence base
- Outline: 690 x 150 x 130mm
- N.W: 3.7kg
- Frequency: 50-60Hz
- Fuse: 3A/5A
- Packing: 740 x 200 x 180mm
- G.W: 4.5kg



/ Purple Wash Light /

DSL5451

- Voltage: AC220V/110V
- Frequency: 50Hz
- Power Consumption: 400W



/ UV Cannon /

DSL5452

- Voltage: AC220V/110V
- Frequency: 50Hz
- Power Consumption: 400W



/ 400W Black Light Bulb /

DSL5453

400W High pressure UV lamp with E40 fitting



/ Black Light Holders With Reflector /

DSL5454

- Strong metal construction with reflector and safety grille.
- Supplied with mounting brackets, starter and separate mains lead.
- Note: Tube not supplied



/ Light Source /





/ Power Switch Controller /

DSL5500 / DSL5501


- Voltage: AC220V/110V
- Frequency: 50-60Hz
- 8 channels 1.5 KW switch control output
- 8 channels 1.5 dimmer control output
- 5 program level control
- Summarization: the device is 16 CH simple controller, for control all kind of big power device, such as PAR light and so on
- Outline: 500 x 330 x 120mm
- Packing: 520 x 420 x 170mm
- N.W: 5.3kg
- G.W: 6kg



/ DMX Controller /

DSL5502


- Voltage: AC220V/110V
- Frequency: 50-60Hz
- Power Consumption: 10W
- Total 192 DMX channels, Control 12 DMX fixtures, 16 channels for each light, 30 bank of memory up to 240 scenes 6 programmable chase memories
- 4 work mode: sound activity/automatic/manual/MIDI
- The controller is mainly for computer light, and flexible edit model and operate model, easy learn and easy operate, suit for all kinds of performance, theater, stage, and so on
- Outline: 482 x 132 x 70mm
- Packing: 570 x 175 x 90mm
- N.W: 2.4kg
- G.W: 3kg



/ 8CH Keyboard / American / Europe Type /

DSL5503 / DSL5504

- Voltage: AC220V/110V
- Frequency: 50-60Hz
- 8 channels keyboard
- 15A output
- Summarization: the device is with European and American plug available
- Outline: 500 x 115 x 70mm
- Packing: 510 x 175 x 140mm
- N.W: 1.5kg
- G.W: 1.8kg



/ Stage 24 DMX Controller /

DSL5505

- Voltage: AC110V-120V or AC220V-230V
- Frequency: 50-60Hz
- Power Consumption: 20W
- 24 DMX channels
- 4 page program memory, total 48 programs, edit at random
- 4 run modes: sound activate/Auto/Manual/MIDI
- Power failure memory
- 24 channels DMX controller, using to control dimmer pack, strong chase function
- Outline: 483 x 264 x 90mm
- Packing: 610 x 350 x 170mm
- N.W: 4.5kg
- G.W: 5.3kg



/ Controller 240 Channel DMX Operator /

DSL5506

- Voltage/Flash: 220-230V/50-60Hz or 110-120V/50-60Hz
- Power Consumption: 8W
- Features: With 12 Scanner, ever Scanner included 20channels, editable, 30 Banks included 8 Scanner I phase editable, every chase 240 steps editable(30 Bank scenes). with 3 kinds of manual, sound activate, auto-running mode. FADE select all with FADE or X/Y with FADE is available when auto-running, all with SPEED adjustment, every Scanner set the CH control, stick control or wheel control is available. With Blackout function, the edited data transmit between the controller is available. With LCD display and LED indicator, with DMX polar choice, Power polar auto-protection, pause effect when running. DMX512 controller especially designed for control every kinds of light. Realize the various Scene and various running program operating in the meantime. Default 2 teams of DMX512 signal output. This device with very flexible edit mode and running mode, easy to learn and operate, suitable for performance, theatre, stage and so on.
- Outline: 480 x 135 x 70mm
- Packing: 600 x 195 x 130mm
- N/W: 2.5kgs
- G/W: 2.9kgs



/ Double 12CH Dimmer /

DSL5507

- 12 road independent and separate control dimming function
- General and connective control dimming function
- Dial and point control function
- Diversiform effect and runing function
- All of three function can running together
- With 8 collective control dimming effect, with A-B scence switch function
- Power supply: AC220V 5% Frequency: 50Hz 2%
- Output power: 36KW
- Outline: 575 x 440 x 130mm
- Packing: 650 x 525 x 225mm
- N.W: 10.5kg
- G.W: 12kg





/ CH512 PRO DJ Controller /

- Voltage: AC240V/110V
- Frequency: 50-60Hz
- Power Consumption: 5V60W
- Control 21 is available, 24 channels for each light 144 independent scene, open the output in the meantime is available. 48 programs(no shared scenes) run in the meantime is feasible, every program is independent control is available
- Separate the signal output, prevent the light power, 12V/3W light(optional). 24 condition, can work when turn on all condition in the same time. 3 focus control fader, you can set the amount of the channel of the focus fader randomly
- Data protection lock, prevent the date be amended accidentally
- CF card of data copy, prevent the data lost accidentally
- Two 3 pins 512 data output interface
- Discharge to burned out the controller
- Outline: 738 x 360 x 100mm
- Packing: 815 x 445 x 185mm
- N.W: 10.5kg
- G.W: 13kg

DSL5508



/ CH360 PRO DJ Controller /

- Voltage: AC240V/110V
- Frequency: 50-60Hz
- Power Consumption: 5V35W
- 360 DMX512 control channels
- Control 18 units, each with up to 20 channels. 54 separate scenes run simultaneously. 36 programs(no shared scenes) run simultaneously and be controlled separately, with adjustable time and slope for each step. 18 program groups run simultaneously
- Each group consists up to 36 steps, and each step is with 36 programs, fade time and speed adjustable. 2-3-pin DMX output Isolation for data output
- Separate the signal output, prevent the light power
- Pan/Tilt function wheels, for channel assignment
- Outline: 480 x 288 x 100mm
- Packing: 545 x 360 x 170mm
- N.W: 5.5kg
- G.W: 7kg

DSL5509



/ CH360 PRO DJ Controller /

- Voltage: AC240V/110V
- Frequency: 50-60Hz
- Power Consumption: 5V35W
- 360 DMX512 control channels
- Control 18 lights is available, every light with 20 channel 54 independent scene, and can be output in the same time
- Open the scene, program and program team of the middle of 2 digital keys in the same time is available when pressing on the front and rear 2 digital keys. 36 programs(the scene unshared), open 36 programs in the same time is available, the running parameter of every program can be controlled independently, time/slip of each step adjustable
- 18 program groups, operating all the program groups in the same time is available, every program group included 36 steps, every step included 36 programs is available, the running time of every step of program groups can be adjusted independently. Signal output isolated, avoid to burnout the controller caused by the electric leakage
- 2-3-pins 512 digital output socket
- Pan/Tilt control wheels, set the channel randomly
- MIDI IN/THUMB interface
- Outline: 480 x 274 x 100mm
- Packing: 545 x 360 x 179mm
- N.W: 6kg
- G.W: 6.4kg

DSL5510



/ Wireless DMX Connector /

- Voltage: DC9V(connect an AC110V-220V transformer)
- Power: 2W
- Digital Signal: DMX512/1990
- Interface: RS-485
- DMX Signal(Input/Output) Connector: XLR-D3F
- Antenna Interface: SMA
- Working frequency: 2.4GHz-2.524GHz(125 channels)
- Outline: 96 x 75 x 40mm
- Packing size: 230 x 190 x 70mm
- N.W: 0.4kg
- G.W: 9.3kg

DSL5511



/ Pearl Expert /

- Powerful Engine-Dual Core, multi-threading processors
- Unique "Split" roller for complex shows and festival busking
- Swop, Flash & Fixture buttons on all 60 Preset faders
- On screen Color Picker for instant creation of colors
- Inbuilt hard disk, where Show files are automatically stored and backed up
- Inbuilt CD/DVD read/write and USB Memory Pen connection
- Ethernet output to the standard protocols, Art Net & Wendi
- 4 fully isolated and protected DMX universes
- Full QWERTY Keyboard and Mouse Pad fitted into console drawer
- Load and Save Pearl 2004 files using the inbuilt floppy disk drive
- Full integral fixture library-over 1,500 fixture files
- New light weight flightcase design-very strong, resilient plastic
- Dimmable Console lamp
- High quality long life faders used throughout

DSL5539



/ DMX Splitter & Extension /

- Truss DMX splitter, extension DMX
- Protect main light controller
- Truss fixing, slave DMX controller
- LED indicator
- DMX in and DMX loop out

DSL5540





/ Double 12CH Dimmer /

- Can output synchronic DMX signal for testing
- 3 measurements, hex and binary
- Light, handy and portable
- Long stand-by time of built-in rechargeable battery
- LCD backlight power saving mode
- Sleep function
- Power supply: DC12V/1A
- Size: 100(w) x 135(h) x 55(d)mm
- Weight: 0.75kg




DSL5541



/ USB/DMX /

- Windows XP, Windows 2000 based controller
- Large fixture library and user configurable editor
- Solid beam virtual visualizer for programming shows off-site
- Supports MP3, audio CD, SMPTE and MIDI timecode
- Universal USB/DMX interface with 2 x 512 Channels DMX In/Out
- Control of up to 100 fixtures
- Graphical representation of all fixture functions
- Add-on LightJockey Manager, free downloadable software for scheduling events
- LED-Trix plug-in included for programming color-mixing fixtures

DSL5542



/ Protect Main Light Controller/

- Universal DMX512 controller able to control up to 40 units, each unit with
- Maximum of 36 channels, total of 512 DMX channel
- Able to control dimmer pack with maximum of 192 channels
- 40 programs of chases, mchases, presets, each program(chase, machase, preset)
- Up to 40 steps
- Able to use 4 program. 4 chases. 4mchase. 4 presets at same time
- Internal unit library, able to create new unit library in controller
- Able to backup or update data to/from pc with RS232
- Midi input/midi output
- Internal mic or sound input
- Dim: 480 x 225 x 709mm

DSL5543



/ 4 CH Dimming Chaser /

- Voltage: 110V or 220V
- Frequency: 50-60Hz
- Power consumption: 3600W
- 4 channel dimming chaser
- Each channel Max. output is 10A(120V) or 5A(230V), total current is 20A(120V) or 16A(230V)
- 7 function modes: Manual dimming, Manual sound activate, Program sound activate, Program speed adjustment, Auto, sound activate, Auto speed activate, saving chasing speed.
- 42 built-in chasing programs
- 4 CH dimming chaser, using to control Par light
- Outline: 480 x 132 x 130mm
- N.W: 4.2kg
- Packing: 540 x 215 x 235mm
- G.W: 5kg

DSL5544



/ Dimming Pack6 /

- Voltage/Frequency: AC220V-230V ~50Hz(AC110V-120V ~60Hz), single or three phase input
- Power consumption: 2000-4000W/ch
- 6 CH dimmer pack, linear dimming(0-100%)
- Adjustable preheat 0-50% Both DMX and analog signal input
- Adjustable power consumption
- 6 CH dimmer pack, using to control all kinds of devices, eg: Par light
- Outline: 480 x 420 x 88mm
- N.W: 10kg
- Packing: 610 x 500 x 170mm
- G.W: 11kg

DSL5545



/ 6 Channel Dimmer Pack II /

- Voltage: AC230V/110V 50H-60Hz
- Power consumption: 2000-4000W/ch
- Independent DMX channel
- 12 program inside, program speed adjustable
- Hold simulate signal input
- Control mode: line/switch/curve
- The device is 6 CH digital dimmer pack, for control all kinds of big power device, such as PAR light and so on
- Outline: 482 x 381 x 89mm
- N.W: 8.5kg
- Packing: 530 x 480 x 190mm
- G.W: 9.3kg
- Compensate voltage phase
- Heatproof and short circuit protect
- Disconnection memory

DSL5546



/ 12 Channel Dimmer Pack /

- Voltage: AC110-120V 60Hz 220V-240V 50Hz
- Item features: Digital LCD display, DMX input
- Three phase input: 10A/channel, total 20A/phase, of make some adjustment as customers' instruction
- Microcomputer control
- Separate DMX addressing for each channel
- Built-in 12 chase programs, chase speed adjustable
- Chase programs 1-2, DMX Hold, Analogue can be selectable
- Phase correction activates linear dimming(0-100%)
- Control curve selectable from Linear/Switch/Square
- Analogue input works without any adjustment
- Electronic protection against short circuits
- Power failure memory
- Metal of 12 channel can be taken out respectively so channels can be checked and repaired respectively
- 2 handles for easy moving
- Size: 500 x 480 x 180mm
- Weight: 27kg

DSL5547



/ 12CH Digital Dimmer Pack /

- Voltage: 160VAC ~240VAC 45-65Hz
- Dimming precision: 4096
- Output voltage automatic compensation: Enter the 10% change, output ≤ 10%
- Minimum loss power: 60W
- Control signal: DMX-512 input
- Response time: 23ms
- Continuous working hours: 24hours
- 12CH x 3KW
- Adjust brightness precision is 4096 level
- Design is all in one, weight is light, maintenance is easy
- English menu, LCD display, Easy operate
- Can select 4 brightness curve, linearity, S-curve, user-defined, each channel can select different curve.
- 8. Anti-jamming function is strong, reply sound, videl frequency jam low.
- 9. Can set the highest voltage value of Each channel output: 110V ~ 250V
- Outline: 483 x 131 x 438mm
- N.W: 177kg
- Packing: 540 x 200 x 530mm
- G.W: 18kg
- Output circuit: 12 x 3KW
- Dimming range: 0 ~ 100%
- Anti-electric strength: ≥ 2500/1min
- Preheat values: 0 ~ 25/255 grade
- Dust-proof, waterproof grade: IP33
- Standard National DMX512 input
- Signal intermit mode

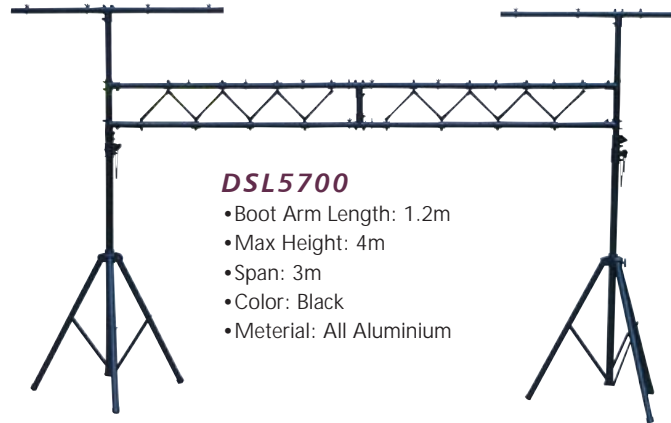
DSL5548





/ Light Stand /

DSL5700 / DSL5701



DSL5700

- Boot Arm Length: 1.2m
- Max Height: 4m
- Span: 3m
- Color: Black
- Material: All Aluminium



DSL5701

- Max Height: 3m
- Span: 3m
- Color: Black
- Material: All Metal

/ Light Stand /

DSL5702 / DSL5707



DSL5702

- Boot Arm Length: 1.2m
- Max Height: 3m
- Span: 3m
- Color: Black
- Material: All Metal



DSL5707

- Max Height: 3m
- Span: 3m
- Color: Black
- Material: All Metal

/ Light Stand /

DSL5703 - DSL5709



DSL5703

- Boot Arm Length: 1.2m
- Max Height: 4m
- Color: Black/White
- Material: All Aluminium



DSL5704

- Boot Arm Length: 1.2m
- Max Height: 3m
- Color: Black
- Material: All Metal



DSL5705

- Boot Arm Length: 1.22m
- Max Height: 4m
- Color: Black/White
- Material: All Aluminium



DSL5706

- Boot Arm Length: 1.2m
- Max Height: 3m
- Span: 3m
- Color: Black
- Material: All Metal



DSL5708

- Maximum Vertical load: 50kg
- Maximum Height: 3.35m
- Minimum Height: 1.88m
- Number of sections: 2
- Weight: 17kg



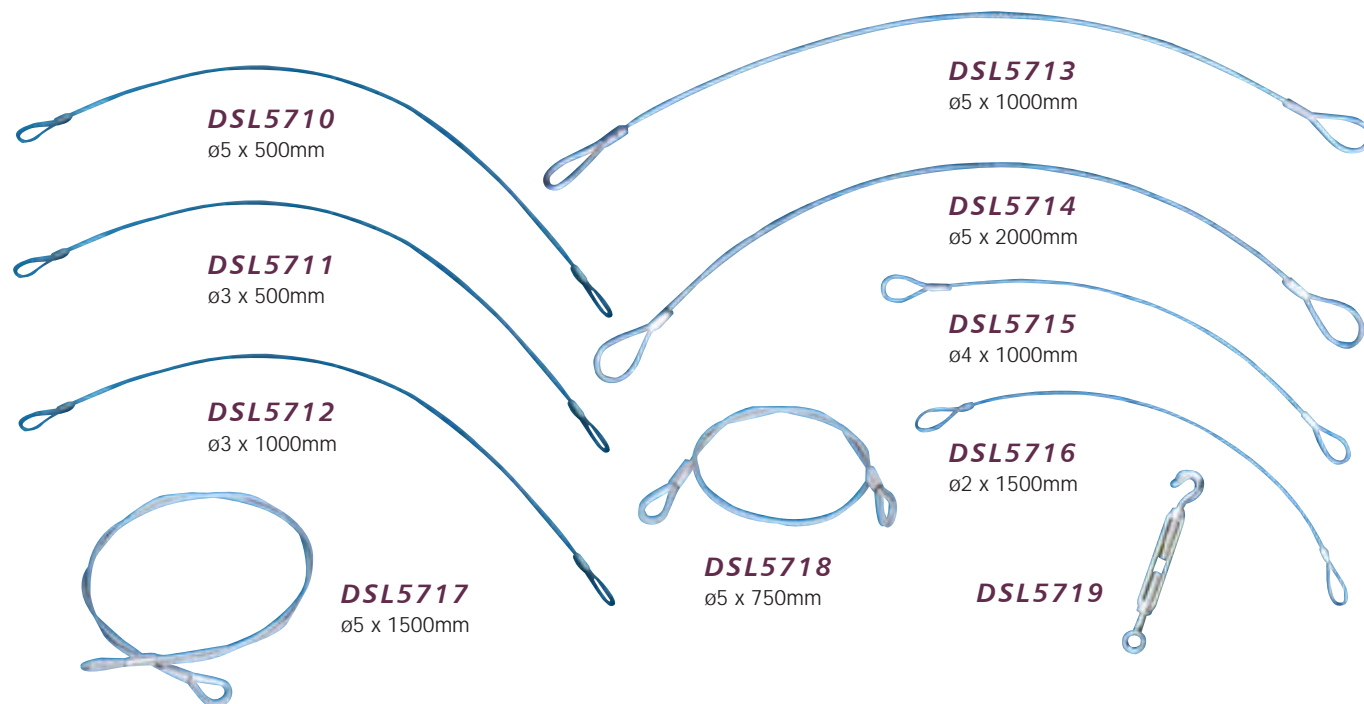
DSL5709

- Maximum Vertical load: 100kg
- Maximum Height: 6.3m
- Minimum Height: 2.03m
- Number of sections: 5
- Weight: 75.6kg



/ Safety Chain /

DSL5710 - DSL5719




/ Clamp /

DSL5720- DSL5726



/ Hook Clamp /

DSL5727 - DSL5730



/ Complex Engineering Case /

DSL5750

- Available in all kinds of moving performances and other Places
- We can manufacture the ones according the client's requirement
- Many kinds of combination. arrange in groups neatly
- Transport conveniently, excellent appearance and practicality
- Check catalogue Pro-Audio page 130-138 for more



/ Bolt Square-Type Truss /

DSL5751


- Size: 400x400mm
- Standard size: 250x250, 300x300mm, 350x350mm, 400x400mm, 450x450mm, 500x500mm
- This size is the medium truss in our company, the material we use 6061, the main tube is ø 50mmx3mm, the vice tube is ø 25mmx2mm, the length of single is 1m-4m. It can be stretched to 14m with a maximum load of 475kg load. It is suitable for many performances. its also can be used as the pillar cooperated with the size 760x520, it can be stretched 15m with max 1600kg load when used pillar.
- we can manufacture other sizes as your requirements.
- Check catalogue Pro-Audio page 145-147 for more





/ Fog Machine /


- Voltage: AC220V/110V
- Frequency: 50-60Hz
- Fuse: 10A/15A
- Tank capacity: 1.5L
- Pump: TX-15/21
- Warm Up Time: 10min
- Output Distance: 7M
- Output time: 40-50S
- Power Consumption: 1200W
- Smoke Output: 5600cuft/min
- Temperature: 250-270°C
- Wire control Distance: 5M
- Remote control distance: 25M
- Outline: 450 x 320 x 220mm
- Packing: 530 x 320 x 270mm
- N.W: 5.5kg
- G.W: 6.6kg



DSL5600

/ Fog Machine /

- Voltage: AC220V/110V
- Frequency: 50-60Hz
- Fuse: 10A/15A
- Tank capacity: 1.2L
- Pump: SP-12A
- Warm Up Time: 10min
- Output Distance: 4M
- Output time: infinity
- Wire control Distance: 5M
- Smoke Output: 5600cuft/min
- Power Consumption: 1200W
- Temperature: 250-270°C
- Feature: time and ration output, output capacity and output time is adjustable
- Outline: 525 x 210 x 235mm
- Packing: 650 x 280 x 330mm
- N.W: 8kg
- G.W: 9.3kg



DSL5603

/ Fog Machine /


- Voltage: AC220V/110V
- Frequency: 50-60Hz
- Fuse: 7A/10A
- Tank capacity: 1L
- Pump: TX-12/19
- Warm Up Time: 7min
- Temperature: 220-240°C
- Output time: 40-50S
- Output Distance: 3M
- Power Consumption: 800W
- Smoke Output: 3500cuft/min
- Wire control Distance: 5M
- Outline: 335 x 200 x 180mm
- Packing: 420 x 240 x 220mm
- N.W: 3kg
- G.W: 4kg



DSL5601

/ Fog Machine /

- Voltage: AC220V/110V
- Frequency: 50-60Hz
- Power Consumption: 400W
- Fuse: 5A/7A
- Tank capacity: 0.3L
- Pump: TX-12/19
- Warm Up Time: 6min
- Output time: 40-50S
- Output Distance: 3M
- Wire control Distance: 5M
- Outline: 250 x 160 x 100mm
- Packing: 310 x 230 x 190mm
- N.W: 2kg
- G.W: 2.5kg



DSL5604

/ Low Fog Machine /

- Voltage: AC220V/110V
- Frequency: 50-60Hz
- Power Consumption: 1500W
- Fuse: 10A/20A
- Tank capacity: 1.2L
- Pump: TX-21/29
- Smoke Output: 6200cuft/min
- Warm Up Time: 10min
- Output time: 35-45S
- Temperature: 260-280°C
- Remote distance: 25M
- Outline: 670 x 360 x 420mm
- Packing: 700 x 370 x 480mm
- N.W: 17kg
- G.W: 19kg



DSL5602

/ Low Fog Machine /

- Voltage: AC220V/110V
- Frequency: 50-60Hz
- Power Consumption: 1500W
- Fuse: 10A/20A
- Tank capacity: 1.5L
- Pump: TX-21/29
- Smoke Output: 8200cuft/min
- Warm Up Time: 10min
- Output Distance: 8M
- Output time: 40-50S
- Temperature: 280-300°C
- Wire control distance: 5M
- Remote control distance: 30M
- Feature: with both wire control and remote control
- Outline: 500 x 380 x 210mm
- Packing: 520 x 420 x 280mm
- N.W: 8.5kg
- G.W: 10.7kg



DSL5605



/ Fog Machine /

- Voltage: AC220V/110V
- Frequency: 50-60Hz
- Power Consumption: 2000W
- Fuse: 15A/20A
- Tank capacity: 2L
- Pump: TY-21/29
- Smoke Output: 20000cuft/min
- Warm Up Time: 15min
- Temperature: 300-320°C
- Output time: 40-60S
- Output Distance: 10M
- Wire control Distance: 5M
- DMX512/4CH
- Feature: with both wire and remote control, output smoke and output time adjustable
- Outline: 480 x 380 x 210mm
- Packing: 550 x 440 x 300mm
- N.W: 12.5kg
- G.W: 15kg



DSL5606

/ Dry Ice Machine /


- Voltage: AC220V/110V
- Frequency: 50-60Hz
- Power Consumption: 6000W/3000W can be chosen
- Control: manual/wire control/remote control
- Cover area: About 300m²
- Outline: 1080 x 470 x 770mm
- Packing: 1180 x 570 x 1070mm
- N.W: 47kg
- G.W: 62kg



DSL5607

/ Bubble Machine /


- Voltage: AC220V/110V
- Frequency: 50-60Hz
- Power Consumption: 25W
- Fuse: 3A
- Motor: AC220V/20rpm(AC110V/20rpm)
- Oil consume: 1.2L/h
- Feature: Spray distance 2M
- Outline: 300 x 200 x 270mm
- Packing: 340 x 270 x 320mm
- N.W: 2.3kg
- G.W: 3.1kg



DSL5608

/ Big Bubble Machine /

- Voltage: AC220V/110V
- Frequency: 50-60Hz
- Power Consumption: 100W
- Fuse: 3A
- Motor: AC220V/20rpm(AC110V/20rpm)
- Oil consume: 1.2L/h
- Feature: Spray distance 2M
- Outline: 300 x 200 x 270mm
- Packing: 340 x 270 x 320mm
- N.W: 2.3kg
- G.W: 3.1kg



DSL5609

/ Snow Machine /

- Voltage: AC220V/110V
- Frequency: 50-60Hz
- Power Consumption: 1100W
- Fuse: 10A
- Oil consume: 1.2L/h
- Feature: Spary distance 5M, can be remote control and manual, output amount and distance is adjustable
- Outline: 520 x 320 x 320mm
- Packing: 610 x 340 x 350mm
- N.W: 8.5kg
- G.W: 10kg



DSL5610

/ Confetti Cannon /

- Voltage: AC220V
- Capacity: 0.8-1.5MPa
- Power Consumption: 150W
- Feature: The device suitable in every open ceremony. Projection distance up to 20M, you can adjusting angle to put any paper flower and color strip, and use the air to blow up the flower and color strip, you will say a splendor scene. Stainless steel case, with elegant and strong appearance, the sprayed flower and color strip fly in the sky, added more happy atmosphere of the festival. The device use the carbon dioxide fill the air, convenient and safety for operation, portable. It's the necessary device for the happy festival
- Outline: 300 x 250 x 660mm
- Packing: 520 x 460 x 200mm
- N.W: 7.5kg
- G.W: 8.5kg



DSL5611



/ Haze Machine /

- 2,400 Cu Ft(68m³) per minute(approx)
- True constant haze output
- Variable output angle
- Low fluid indicator
- Timer output remote control included
- Easy to transport and portable
- 2 Channel DMX(output level and fan speed)
- Removable tank for easy maintenance
- Recommended QTX light high grade haze fluid for use with this machine
- Power supply: AC110V or 240V
- Warm up time: 4 min approx
- Tank capacity: 1.6L
- Dimensions: 284 x 294 x 360mm
- Weight: 7.6kg

DSL5620



/ Wireless Remote Control /

- Wireless remote control kit for DSL5621, 5622, 5624 and 5620
- Smoke and haze machine fluid

DSL5625



/ Haze Machine /

- This haze machine produces a fine mist compared to regular smoke machines enhancing light effects without producing a thick cloud of smoke. The unit features MIRROR piping patent technology to reduce the rate of jamming and a special microcomputer temperature control system to preserve a high temperature for a longer time. It also comes with a timer output control and built-in 1 channel DMX, making it suitable for a wide variety of applications such as nightclubs, laser shows, DJs and theatres
- 7,000 Cu Ft(198m³) per minute(approx)
- Anti-jamming pipe technology
- Intelligent microcomputer keeps the temperature high
- Illuminated tank to show when the machine is ready
- Removable tank for easy maintenance
- Housed in robust metal housing
- 1 channel DMX(output control)
- Timer output control included
- Recommended light high grade haze fluid for use with this machine
- Power supply: AC110V or 240V
- Warm up time: 4.5 min approx
- Power: 900W
- Tank capacity: 1.2L
- Dimensions: 220 x 205 x 490mm
- Weight: 7.1kg
- Remote cable length: 4.5m

DSL5621



/ Smoke Machine /

- This premium quality 9000W smoke machine features two new types of technology; MIRROR piping patent technology to reduce the rate of jamming and a special microcomputer temperature control system to preserve a high temperature for a longer time. The result speaks for itself as this unit efficiently and effectively produces more smoke compared to other machines in its class. The compact and lightweight design of the QTFX-900 makes it suitable for a small bar and nightclub use whilst being the perfect companion for the mobile DJ
- High performance heating element
- 10,000 Cu Ft(283m³) per minute(approx)
- Anti-jamming pipe technology
- Intelligent microcomputer keeps the temperature high
- Illuminated tank to show when the machine is ready
- Removable tank for easy maintenance
- Small, robust and lightweight housing
- Timer output control included
- Recommended standard and high grade smoke fluid for use with this machine
- Power supply: AC110V or 240V
- Reheat time: 4 min approx
- Tank capacity: 1.3L
- Dimensions: 125 x 170 x 230mm
- Weight: 3.06kg
- Remote cable length: 4.5m
- Power: 900W

DSL5622



/ Smoke Machine /

- A small, stylish 700W smoke machine with a high quality heater block and pump. The unit can produce smoke quickly due to the low reheat time and includes a wired remote control. This is an ideal product for mobile DJs and travelling bands that require a cost effective and reliable solution when performing
- High performance heating element
- Removable tank for easy maintenance
- 7000 Cu Ft(198m³) per min(approx)
- Stylish metal housing
- Recommend standard and high grade smoke fluid for use with this machine
- Supplied with remote control
- Power supply: AC110V or 240V
- Reheat time: 4 min approx
- Tank capacity: 0.8L
- Dimensions: 210 x 220 x 335mm
- Weight: 3.3kg
- Remote cable length: 4.5m
- Power: 700W

DSL5623



/ Smoke Machine /

- This 1500W, high pressured and high-powered smoke machine can fill a venue in seconds. Producing around 20,000Cu Ft (566m³) of smoke the space of a minute, via the timer output control or the 1 channel DMX, makes this an ideal item for people who require a lot of smoke in a short space of time. The unit also features MIRROR piping patent technology to reduce the rate of jamming and a special microcomputer temperature control system to preserve a high temperature allowing the unit to run efficiently all night long. Its robust design makes it ideal for use in a variety of environments including nightclubs, stage shows and theatres.
- Timer output control included
- 1 channel DMX to control the output from the machine
- 20,000 Cu Ft(566m³) per minute(approx)
- Large capacity tank of 2.5l
- Anti-jamming pipe technology
- Intelligent microcomputer keeps the temperature high
- Illuminated tank to show when the machine is ready
- Removable tank for easy maintenance
- Housed in robust metal housing
- Recommended high quality and premium smoke fluid for use with this machine
- Power supply: AC110V or 240V
- Reheat time: 8 min approx
- Tank capacity: 2.5L
- Dimensions: 200 x 265 x 525mm
- Weight: 7.6kg
- Remote cable length: 4.5m
- Power: 1500W

DSL5624





/ Smoke/Haze Fluid /

DSL5630-DSL5639

- Suitable for a wide variety of smoke machines
- DSL5630 Standard, 1l
- DSL5631 Standard, 5l
- DSL5632 High grade, 1l
- DSL5633 High grade, 5l
- DSL5634 High quality, 1l
- DSL5635 High quality, 5l
- DSL5636 Premium 5l
- DSL5637 Cleaning fluid, 250ml
- DSL5638 High quality, 1l
- DSL5639 High quality, 5l



/ Smoke/Haze Fluid Fragrances /

DSL5640-DSL5645

- A range of different fragrances to be mixed with smoke/fog/haze fluid creating a pleasant aroma when the fog is released into the air
- DSL5640 Coconut Fragrance 20ml
- DSL5641 Mint Fragrance 20ml
- DSL5642 Vanilla Fragrance 20ml
- DSL5643 Tropical Fragrance 20ml
- DSL5644 Strawberry Fragrance 20ml
- DSL5645 Energy Drink Fragrance 20ml



/ Bubble/Snow Fluid /

DSL5650-DSL5661

- A water based liquid formulated for use with all makes of bubble/snow machine.
- This solution produces lightweight bubbles that are longer lasting compared to other standard fluids available on the market
- The solution produces snow flakes that can last up to 30% longer than other standard fluids.
- The UV version reacts to UV light giving an extra special blue glow effect
- DSL5650 High quality-1l
- DSL5651 High quality-5l
- DSL5652 uv-UV, 1l
- DSL5653 uv-UV, 5l
- DSL5660 snow fluid 1l
- DSL5661 snow fluid 5l



PROJECTOR SCREENS

DSL5800

/ 86" Tripod Projector Screen 4:3 /

- This screen is ideal for educational environments, business presentations and mobile DJ use. The unit is free standing, the screen pulls up out of its housing and hooks on to the integral back rest.

• SPECIFICATIONS:

- Voltage screen area: 171 x 131cm
- Gain: 1.1
- Length: 190cm
- Max. height: 236cm
- Screen colour: Matt white
- Screen format: 4:3
- Screen size: 218.5cm(86")
- Weight: 8.9kg



/ 120" Electric Projector Screen 4:3 /

DSL5801

- This screen has been designed to be wall or ceiling mounted. The screen is housed in a white metal case with mounting brackets on either end. The screen itself has a 3cm black border to enhance the definition of the projected image, and has a weighted bottom bar to prevent jamming in the case and curling of the screen.
- The screen can be operated using the in-line control switch or a remote control can be purchased separately depending on application.
- Fitted with In-line control switch
- Optional remote control
- Low noise electric motor
- Suitable for 16:9 and 4:3 formats

• SPECIFICATIONS:

- Power supply: 230Vac, 50Hz
- Voltage screen area: 244 x 184cm
- Max. drop: 206cm
- Gain: 1.1
- Length: 276cm
- Screen colour: Matt white
- Screen format: 4:3
- Screen size: 305cm(120")
- Weight: 12.0kg





MANUAL PROJECTOR SCREENS

DSL5802

/ 80" Ground Projection Screen 4:3 /

- This ground projection screen is designed to be both portable and attractive, it can be used for virtually all screen applications.
- Housed in a lightweight compact case, this screen is easy to assemble and transport. Simply open the case and lift up on to the scissor type back rest, taking only seconds to be ready to use.
- Ready to use in seconds from its case
- Housed in its own lightweight case with carry handle
- Fully height adjustable to suit
- Black border for improved contrast ratio
- Foldable support feet for stability

• SPECIFICATIONS:

- Height max: 2.0m
- Screen format: 4:3
- Screen size: 203cm(80")
- Dimensions: Case: 1800 x 115 x 120mm
- Dimensions: Screen: 163 x 122cm
- Weight: 8.8kg



/ 86" Ground Projection Screen 4:3 /

DSL5803

- This ground projection screen is designed to be both portable and attractive, it can be used for virtually all screen applications.
- Housed in a lightweight compact case, this screen is easy to assemble and transport. Simply open the case and lift up on to the scissor type back rests, taking only seconds to be ready to use.
- Ready to use in seconds from its case
- Housed in its own lightweight case with carry handle
- Fully height adjustable to suit
- Black border for improved contrast ratio
- Foldable support feet for stability

• SPECIFICATIONS:

- Gain: 1.3
- Screen colour: Matt white
- Screen format: 4:3
- Screen size: 218cm(86")
- Dimensions: 172 x 130cm
- Weight: 21kg

